



STEAB
Via Ugo Corti, 18 - 00141 FIRENZE - ITALIA - Tel. 055-419980 r.a. - Fax. 055-419980 - www.steab.it

ALLEGATO TECNICO Technical data sheet

Codice documento:

SC-ALLT Rev.0

Paguro® 5697/3

A3

Rif./des.

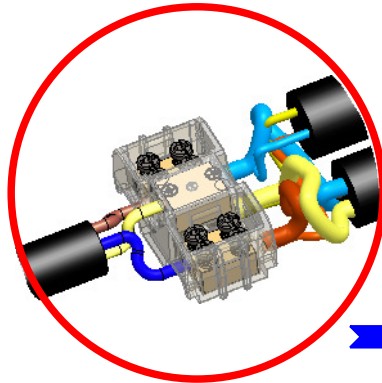
DISPOSITIVO A "Y" DI GIUNZIONE CON ANCORAGGIO DEL CAVO IP-68
"Y" Shaped Junction device with cord anchorage IP-68

**** Linea**
Per cavi \varnothing est. min.6.5+ MAX 12

**** Derivazione**
Per cavi \varnothing est. min.6.5+ MAX 12

**** Main line**
For cables \varnothing ext. min. 6.5 + MAX 12

Derivation
For cables \varnothing ext. min. 6.5 + MAX 12



Viti inox \varnothing 2.9x13
Inox stainless steel screws \varnothing 2,9x13

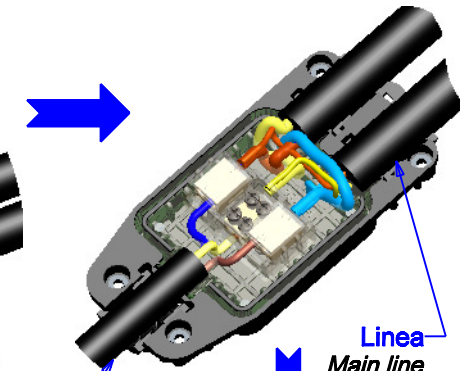
Adattatore da usare con cavi
 \varnothing min. 6.5 + Max \varnothing 9.5

Adapter to use with \varnothing min. 6,5 + Max \varnothing 9.5

Steab double / Porta morsetti
Terminal block doppio STEAB

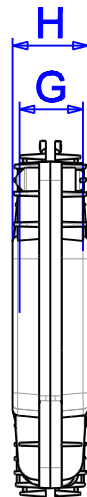
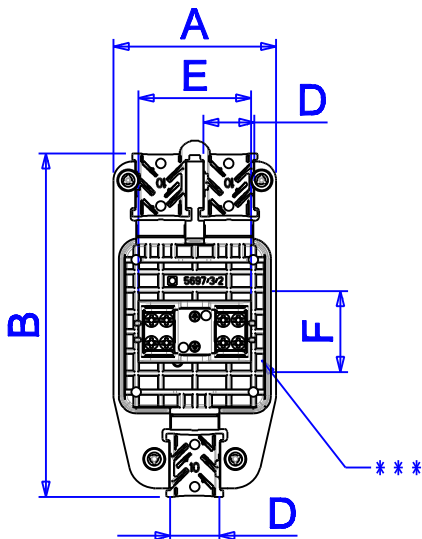
Adattatore da usare con cavi \varnothing min. 6.5 + Max \varnothing 9.5
Adapter to use with cables \varnothing min. 6.5 + Max \varnothing 9.5

Gel



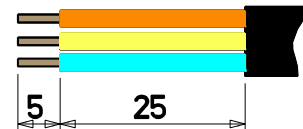
Linea
Main line

Derivazione
Derivation



Schema
sguainatura cavo

Cable's
dismantling specs



*** ExFxG Max volume interno disponibile
*** ExFxG Max internal room available

Codice Code	Dimensioni / Dimensions (mm)							Materiale Material	Colore/Colour	
	A	B	D	E	F	G	H		2	Nero Black
5697/3	43	90	**	30	25	13	20	Material	2	Nero Black