

LED Driver 12V/24V **60W**



Features

- Constant Voltage;
- Protection: Overload Protection/Overvoltage Protection
- All in one plastic defending shell;
- Class II Protection;
- For interior LED light use
- 100% full-loaded Aging Test;
- 3 years warranty.

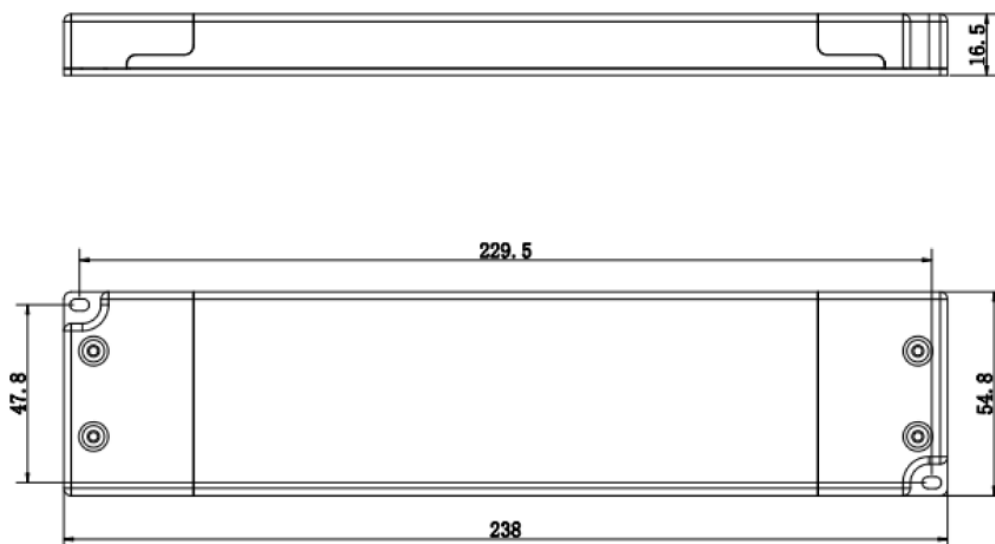
Parameters

	Model	AED60-12VLSTB-IP44	AED60-24VLSTB-IP44
Output	Output Voltage	12V	24V
	Voltage Accuracy	+ -5%	+ -5%
	Output Current	5A	2.5A
	Output Rated Power	60W	60W
	Max. No Load Voltage	15V	28V
	Load Regulation	+ -5%	
Input	Voltage Range	198-264VAC	198-264VAC
	Frequency Range	47-63Hz	47-63Hz
	Efficiency (Typ.)	87%	87%
	Input Current	380mA	380mA
	Surge Current (Max)	--	
	Leakage Current	0.5mA	
	Line Regulation	+ -5%	
	Start Up Time	0.5s@230VAC, 65%-100% loaded	

Protection	Overload	Output stop when it is greater than 130% of the rated output power. Output will be restored after the abnormality is removed.
	Overvoltage	Output stop when the load voltage exceeds 110%. Output will be restored after the abnormality is removed.
Environment	Operating Temperature/Humidity	-20°C ~40°C/20%~90% RH
	Storage Temperature/Humidity	-20°C ~80°C/10%~95% RH
	Vibration	10-500Hz, 2G 10mins per period, 60min on each X, Y, Z axis
	Max Noise (Remarks 2)	24DB
Safety and Electromagnetic Compatibility	Safety Specification (Remarks 6)	EN61347-1, EN61347-2-13
	Withstand Voltage	I/P-O/P: 3750VAC 5mA 1 minute
	Insulation Resistance	I/P-O/P: 50MΩ min
	Electromagnetic Compatible Emission	EN55015, EMF, IEC61000-3-2/3
	Electromagnetic Compatibility Imunity	EN61547
	Lifetime	30,000H
	Size	238mm*55mm*16.5mm
	Packaging	Each in PE bag, 50PCS in one 29.5*25.5*19cm carton
Remarks	<p>1. If not stated, all parameters are test under 230VAC input, rated load and 25°C Ta;</p> <p>2.Noise Test: Test from 300mm from the product in a sound-proof box;</p> <p>3. Derating output is required at low input voltage. Please refer to the static characteristic for details.</p> <p>4. Drivers and switches area use with the end product. Because EMC test will be influenced by the whole end product set, end product manufacturer will need to do EMC test again to confirm;</p> <p>5. The start-up time is measured in the cold start state. Continuous switching on and off may make the start-up time longer.</p> <p>6. Can be adapt to end product passed CE(EN61347-1). Pls contact Letaron for more details.</p>	

***Mechanical Drawings**

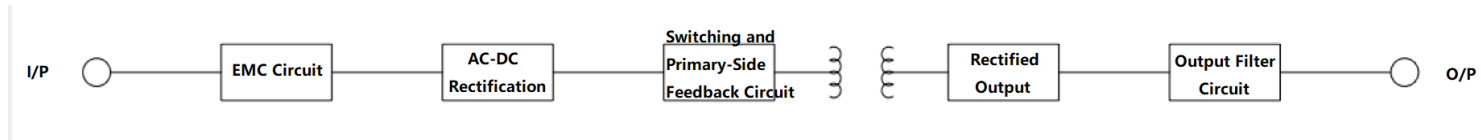
***Unit of Length: mm**



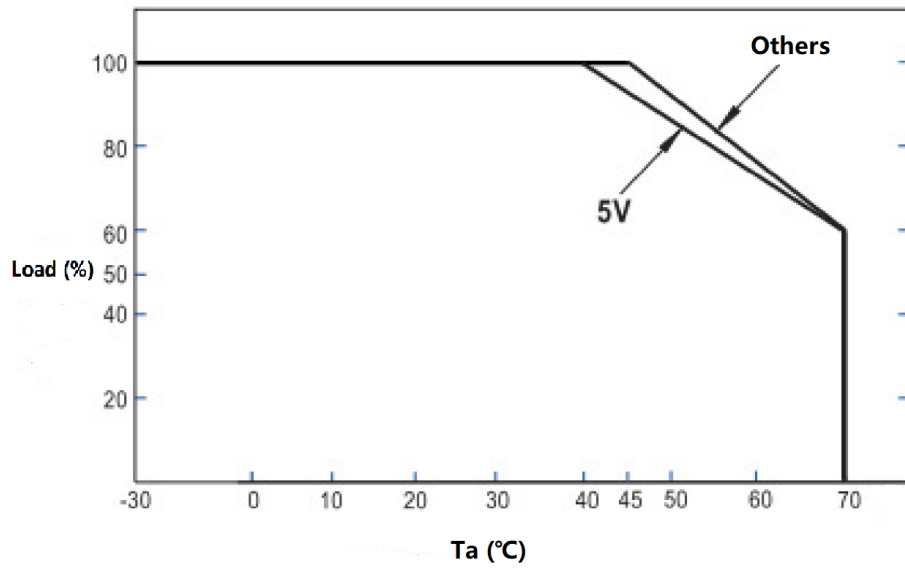
*Wiring Diagram



*Block Diagram



*Deduction Curve



*Static Characteristic

