

ENGINEERING SPECIFICATION

客戶 / CUSTOMER	:	Wireless hand scanning induction remote control
產品名稱 / ITEM	:	control
顏色/Colour	:	Black
客戶編號 / CUSTOMER P/N	:	
擎洲样品申请单号/Samples request No	:	
擎洲产品型號 / OUR MODEL NO.	:	HEK0000306
標準 / STANDARD	:	
額定 / RATING	:	Input: 3.0±0.5 V Imax=10mA max
	:	Output: Imax ≤ 4mA
備注 / REMARKS	:	RoHS STANDARD

根據本公司政策規定,貴司必須於該產品首次生產之前簽回我司規格書的首頁、銘牌共二頁,以確認該產品之規格。

另外,請貴司於下單時在採購單上打上本公司產品編號以及样品单编号,以避免生產錯誤。

如貴司未能如期簽回規格書,我司將無法為該產品安排生產。

為免延誤貴公司之出貨時間,請貴司通力合作。

Based on the policy of our company ,all buyers MUST return this product specification sheets along with signature

And company chop. Please study very carefully and sign the page of Engineering Specification /Nameplate for product confirmation. And also, please mark our products Model No and Samples request No while the PO issue.

NOTICE: This is very important to have this specification sheets confirmed and return to us on time to avoid any mistake

Or delay of delivery. Without your confirmation, Letaron Electronic would not arrange to start the production for your company.

版本 REV.	描述/DESCRIPTION	日期 DATE	制作人 PREPARED BY
00	首次發行/FIRST ISSUE	2022/6/13	彭年

擎洲/LETARON

	制作 Prepared	检查 Checked	核准 Approved
簽名 Signature	彭年	徐权	
日期 Date	2022.6.13	2022.6.13	

客戶/CUSTOMER

確認 Approved by	
日期 Date	(簽字或公司蓋章) (Signature and company stamp)

1. Environment(环境):

working temperature of $0^{\circ}\text{C}\sim 45^{\circ}\text{C}$, 10%~90%RH (without dew point);
(工作温度 $0^{\circ}\text{C}\sim 45^{\circ}\text{C}$, 湿度 10%~90%RH (无凝露));

Storage temperature: $-20^{\circ}\text{C}\sim 85^{\circ}\text{C}$, 10%~90%RH (without dew point);
(存储温度 $-20^{\circ}\text{C}\sim 85^{\circ}\text{C}$, 湿度 10%~90%RH (无凝露));

2. Instruction(用法说明):

2-1. Turn off the power connection before installation.(安装前要切断电源).

2-2. Indoor use only. (仅供室内使用).

2-3. Load of the secondary shall not exceed the rated power.(负载不可超过额定功率).

2-4. Installation shall be done by qualified technician.(要有一定专业知识的人才能安装).

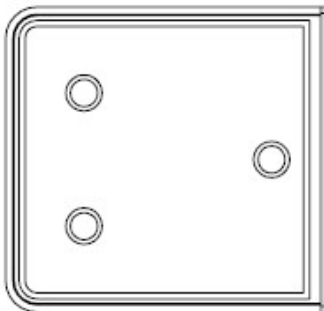

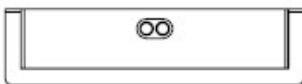
2-5. Make sure all the cables connected correctly before turn on the power.

(接通电源前要确定所有的电线连接正确).

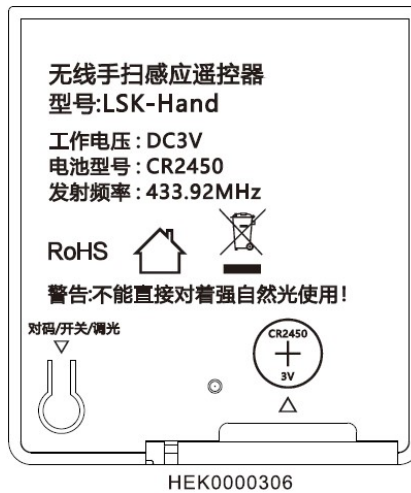
2-6. Maximum ambient temperature 45°C , 最大工作环境温度 45°C

3. Externality figure and name plate (外形图及商标):

3-1 外形图



3-2 商标



4. Production test specification(生产测试规格):

Item	Test	Step	remarks
1	Paired Testing	Press and hold the matching button on the 3s control box, the indicator light starts to flash, and press the body switch code key again, the receiver indicator light stops flashing, indicating that the pairing is successful. For 60s, the signal will automatically exit the pairing mode without a switch or it can also exit by tapping the pairing button again.	搭配我司智能控制盒
2	Cancel pairing test	Press and hold the matching button on the control box for more than 10s, and the driver indicator light will stop flashing, and all kinetic energy switches matched with this driver will be cleared.	
3	Code checking button	The code key has the functions of pairing, switching, dimming or color adjustment.	
4	Remote control receiving distance test	<5meter	
5	Induction mode	Infrared induction	



擎洲光电科技有限公司
Letaron Electronic Co., LTD

Address: Xiaotiantou Village Xinsi Area Hengli Town, Dongguan City, Guangdong Province, P.R. China

地址: 广东省东莞市横沥镇新四小田头村

Tel: +86 769 89110666 Fax: +86 769 87060909

E-Mail: Sales@letaron-group.com Postcode: 523460 Website: www.letaron-group.com

6	Sensing distance	0-5cm	
7	Remote operation	The manual sweep is turned on, and the manual sweep is turned off, and so on	
8	Control quantity	Press one remote control to control five control boxes, and one control box to control five remote control tests.	