


SWITCH TOBRIGHTER FUTURE



Product data sheet: LT-100-xxD series

Features

- Independent super slim design
- Dimmable constant voltage driver
- DALI-2 certified
- Switch-Dim function
- Dimming range 0.5...100%
- Push wire connections
- Protections: opencircuit, shortcircuit, overload, overtemperature
- SELV equivalent
- Suitable for use in emergency lighting systems
- Suitable for protection class I & II luminaires
- Protection class II



Applications

- Office
- Shop
- Hospitality
- Public areas

Approbations & Certifications

ENEC, CE, CB, DALI-2

Housing properties

- Housing material: plastic, white.
- Type of protection IP20

Electrical Specifications

Type		Unit	LT-100-24D	LT-100-48D	
INPUT	Nominal voltage	V	220 – 240		
	Nominal frequency	Hz	50 / 60		
	AC voltage range	V	198 – 264		
	DC voltage range	V	176 - 280		
	Nominal current	A	0.55		
	THD (Full load)	%	≤ 10		
	Power factor(Full load)		0.95		
	Efficiency(Full load)	%	92		
	No load	W	N/A		
	Standby power	W	≤ 0.5		
	Protection class		II		
	Inrush current(Cold start)	A pk	45(th = 300 μs)		
	Max.units per circuit breaker		B10:4 B13:5 B16:6 B20:7 C10:8 C13:10 C16:13 C20:16		
	OUTPUT	Nominal voltage range	V	24	48
Maximum voltage(Open Circuit)		Vdc	≤ 27	≤ 50	
Nominal current		mA	0 – 4.17	0 – 2.08	
Voltage accuracy		%	+/- 5		
Voltage ripple(≤120Hz)		%	≤ 3		
Output PWM frequency		Hz	3600		
Pst LM			≤ 1		
SVM			≤ 0.4		
Nominal power range		W	0 - 100		
Maximum power		W	100		
Galvanic isolation			SELV		
ENVIRONMENT		Ambient temperature range ta	°C	-20 ...+45	
		Maximum case temperature tc	°C	90	
		Max. Case temp. In fault condition	°C	110	
	Storage temperature range	°C	-20 ...+70		
	Relative humidity	%	5 ... 85(Not condensing)		
	Surge transient protection	kV	1 2 (L/N LN/PE acc to. EN 61547 Clause 5.7)		
	Environmental rating		Indoor		
	IP rating		IP 20		
	Mains switching cycles		> 100,000		
	Expected lifetime	h	50,000 (0.2% / 1'000 h failure rate)		

*All parameters NOT specially mentioned are measured at 230VAC input ,rated current and 25°C of ambient temperature

Protections

Overtemperature

Yes

Overload

Yes

No load

Yes

Short-circuit

Yes

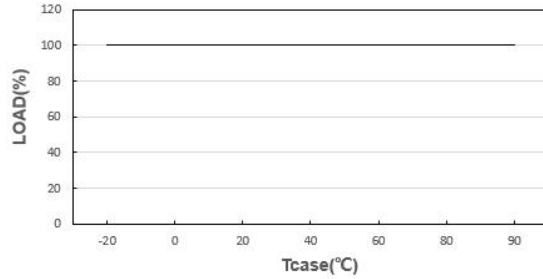
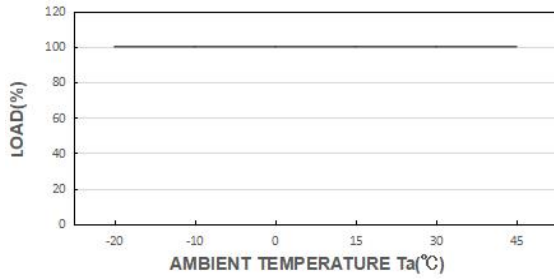
Input overvoltage

Maximum allowed input voltage 264VAC

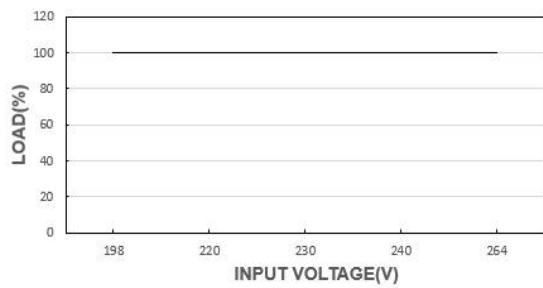
Output overvoltage

Yes

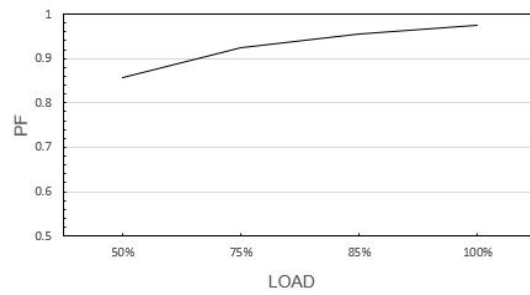
OUTPUT LOAD vs TEMPERATURE



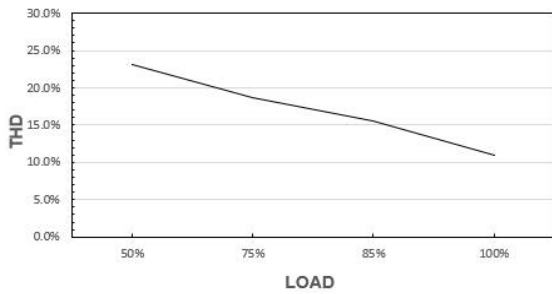
STATIC CHARACTERISTIC



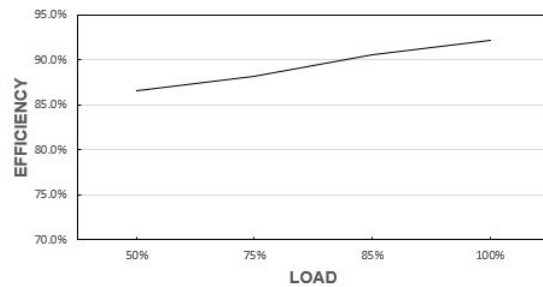
POWER FACTOR (PF) CHARACTERISTIC



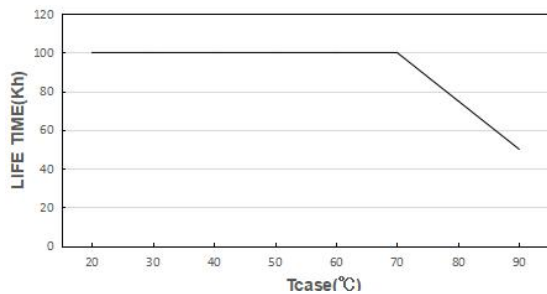
TOTAL HARMONIC DISTORTION (THD)



EFFICIENCY vs LOAD




LIFE TIME



*The graph is for reference only, and the detailed values refer to the parameter table

Wiring Diagram

Terminal:	Push button
Max. cable length –DALI system:	300 m
Dimensions(LxWxH):	400 x 32 x 21.6 mm
Mounting hole spacing, length	393 mm
Weight:	160 g



PRI

Cable cross-section:	0.75-1.5□
Stripping:	6 mm

SEC

Cable cross-section:	0.5-1.5□
Stripping:	6 mm

DALI

Cable cross-section:	0.75-1.5□
Stripping:	6mm

Hot plug-in or secondary switching of LEDs is not permitted and may cause a very high current to the LEDs.

Remarks

-Touchcurrent: lower than 0.7mA, according to EN60598-1 annex. G and EN61347-1 annex A

Standards

EN 61347-1
EN 61347-2-13
EN 62384
EN 55015
EN 61000-3-2
EN 61000-3-3
EN 61547
EN 60598-1
EN 62386-101
EN 62386-102
EN 62386-207
IEE1789
(EU) 2019/2020

Manufacturer's address:

No.4, Tongfu Road, Tong'an Industrial Center, Tong'an District, Xiamen, Fujian, China

www.actec.com

Version: Nov 2022