




Protezioni per morsetteria (sez. max morsetteria 2,5mm²), grado di protezione IP44 Terminal Block protections (max 2,5mm²), protection degree IP44



Codice 5640

Per apparecchi di Classe I max 4A 250V

Code 5640

For use in Class I lighting fixtures max 4A 250V

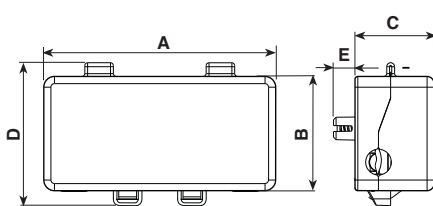
Codice 5640/2

Per apparecchi di Classe II max 4A 250V

Code 5640/2

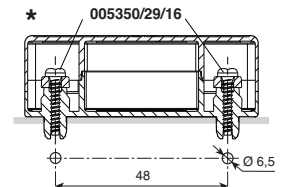
For use in Class II lighting fixtures max 4A 250V

Componenti connessione Connection components



Materiale / Material
22 Nylon 66 AE

⊕ Approvati per l'utilizzo in Classe I
Approved for Classe I fittings
⊞ Approvati per l'utilizzo in Classe II
Approved for Classe II fittings

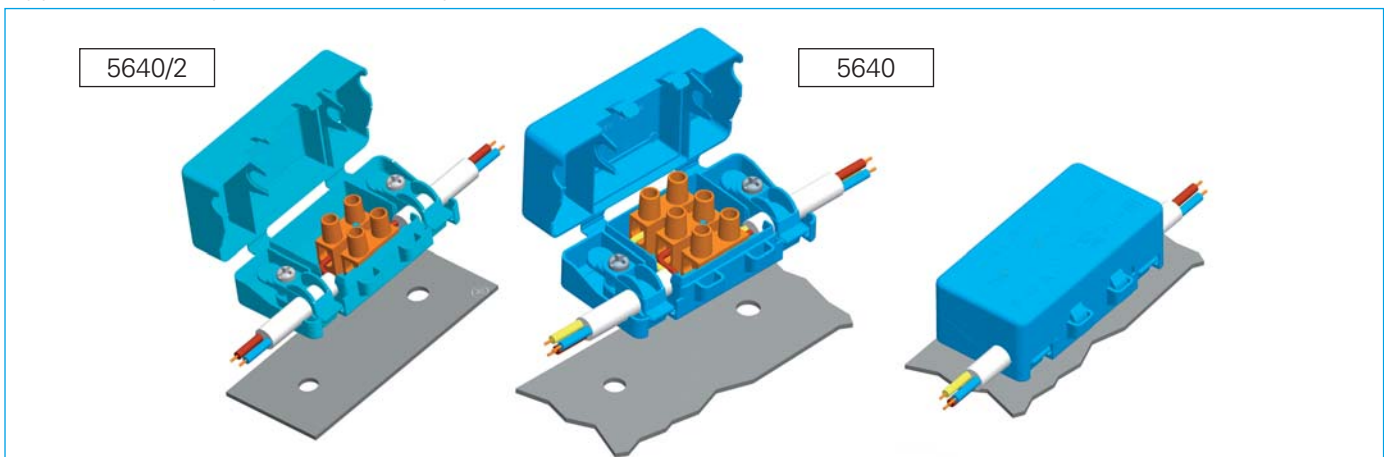


Codice / Code	Dimensioni / Dimensions (mm)					Colore / Colour		Omologato / Certified
	A	B	C	D	E	1 Bianco / White	2 Nero / Black	
5640	65	32	23	38	6	Materiale / Material →	22	⊕ CA04.06494 ⊞ CA04.06495
5640/2	65	32	23	38	6	22		

* Dima di foratura - Il supporto viene fornito con vite autofilettante 2,9x16 separata
Template - Support is supplied with separate self-threading screw 2,9x16

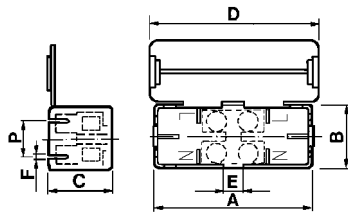
- Per cavi: H03VV-F / H05VV-F Ø min 4,8 - Ø max 6,5
- For cables: H03VV-F / H05VV-F Ø min 4,8 - Ø max 6,5

Esempi di utilizzazione protezioni morsettiere Application examples terminal block protections



Protezioni morsettiere (sez. max morsettieria 2,5 mm²)

Terminal block protections (max 2,5 mm²)

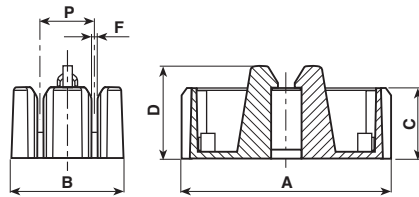


Materiale / Material

- 5** Nylon 66
- 22** Nylon 66 AE

- Approvati per l'utilizzo in Classe I
Approved for Classe I fittings
- Approvati per l'utilizzo in Classe II
Approved for Classe II fittings

Codice / Code	Dimensioni / Dimensions (mm)							Colore / Colour		Omologato Certified
	A	B	C	D	E	F	P	1 Bianco White	2 Nero Black	
5290	50	19,5	20	54	6	1,3	10	Materiale Material → 5 22	22	<input checked="" type="checkbox"/> C.S. N°EH 877
5290/0	50	19,5	20	54	-	1,3	10	5 22	22	<input checked="" type="checkbox"/> C.S. N°EH 231

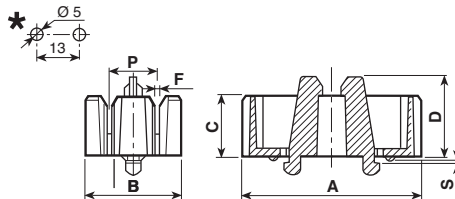


Materiale / Material

- 6** Nylon 66 RV
- 21** Nylon 66 RV-AE

- Approvati per l'utilizzo in Classe II
Approved for Classe II fittings

Codice / Code	Dimensioni / Dimensions (mm)						Colore / Colour		Omologato Certified
	A	B	C	D	F	P	1 Bianco White	2 Nero Black	
5431	38	20,5	12,5	16,5	1,2	10	Materiale Material → 6 21	21	<input checked="" type="checkbox"/> C.S. N°EH 231



Materiale / Material

- 6** Nylon 66 RV
- 22** Nylon 66 AE

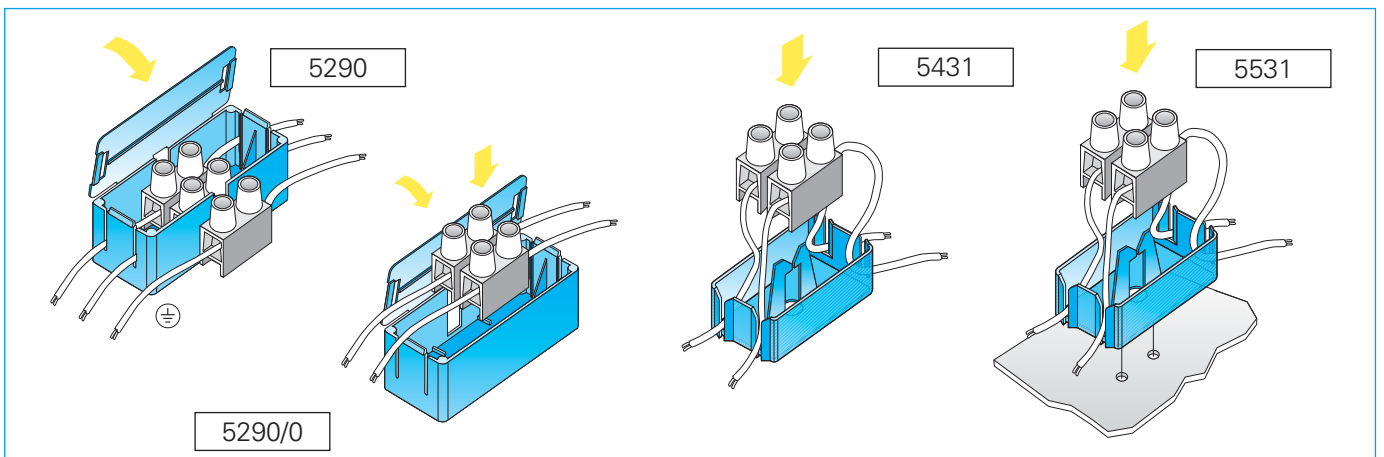
- Approvati per l'utilizzo in Classe II
Approved for Classe II fittings

Codice / Code	Dimensioni / Dimensions (mm)							Colore / Colour		Omologato Certified
	A	B	C	D	F	P	S	1 Bianco White	2 Nero Black	
5531	37,6	20,5	12,5	16,5	1,24	10	0,5÷1,6	Materiale Material → 6 22	22	<input checked="" type="checkbox"/> C.S. N°EH 231

* Dima di foratura - Template

Esempi di utilizzazione protezioni morsettiere

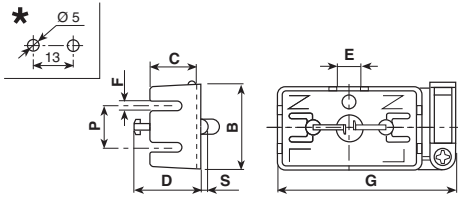
Application examples terminal block protections





Protezioni morsettiere (sez. max morsettiera 2,5 mm²)

Terminal block protections (max 2,5 mm²)



Materiale / Material

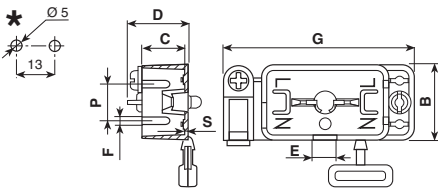

- 5 Nylon 66
- 22 Nylon 66 AE

- ☒ Approvati per l'utilizzo in Classe I
Approved for Classe I fittings
- ☒ Approvati per l'utilizzo in Classe II
Approved for Classe II fittings

Codice / Code	Dimensioni / Dimensions (mm)								Colore / Colour		Omologato / Certified	
	B	C	D	E	F	G	P	S	1 Bianco White	2 Nero Black		
5448/4	20,5	11	16,5	0	2	45	10	0,5±1,6	Materiale / Material →	5 22	22	☒ C.S. N°EH 231 ☒
5448/4/1	20,5	11	16,5	6,5	2	45	10	0,5±1,6		5 22	22	☒ C.S. N°EH 230 ☒

* Dima di foratura - Il supporto viene fornito con vite autofilettante separata.
Per cavi: H03VV-F / H05VV-F Ø min 4,8 - Ø max 7,2

* Template - Support is supplied with separate self-threading screw.
For cables: H03VV-F / H05VV-F Ø min 4,8 - Ø max 7,2



Materiale / Material

- 5 Nylon 66
- 22 Nylon 66 AE

- ☒ Approvati per l'utilizzo in Classe I
Approved for Classe I fittings
- ☒ Approvati per l'utilizzo in Classe II
Approved for Classe II fittings

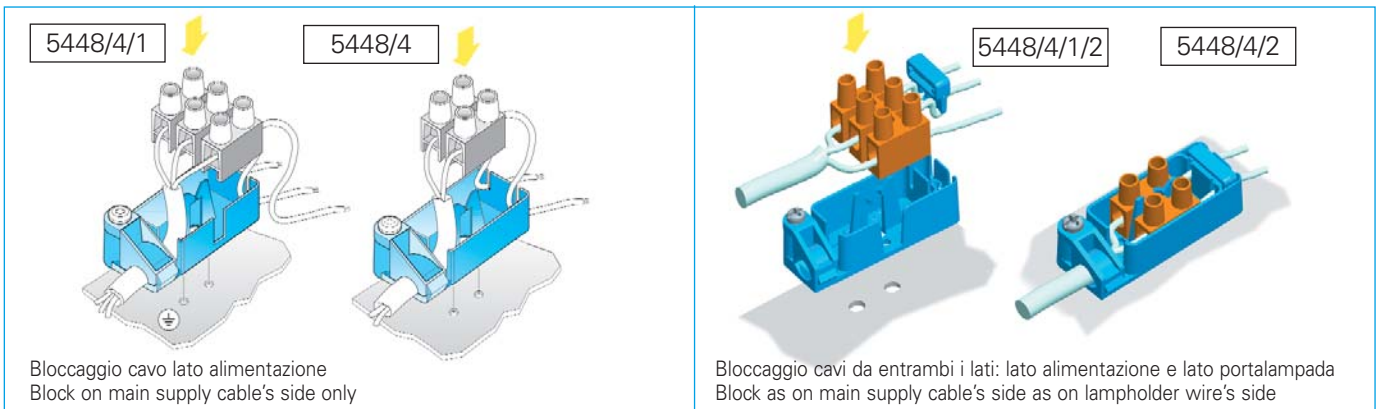
Codice / Code	Dimensioni / Dimensions (mm)								Colore / Colour		Omologato / Certified
	B	C	D	E	F	G	P	S	2 Nero Black		
5448/4/2	20,5	11	16,5	0	2	52	10	0,5±1,2	Materiale / Material →	5 22	☒ ☒
5448/4/1/2	20,5	11	16,5	6,5	2	52	10	0,5±1,2		5 22	☒ ☒

* Dima di foratura - Il supporto viene fornito con vite autofilettante separata.
Per cavi: H03VV-F/H05VV-F Ø min 4,8 - Ø max 7,2 lato alimentazione
Cavo unipolare PVC Ø 2,4 - Cavo unipolare PTF Teflon Ø 2,0 lato portalampade

* Template - Support is supplied with separate self-threading screw.
For cables: H03VV-F/H05VV-F Ø min 4,8 - Ø max 7,2 DIA. main supply's side
Single pole PVC wire Ø 2,4 and PTF Teflon wire Ø 2,0 lampholder's side

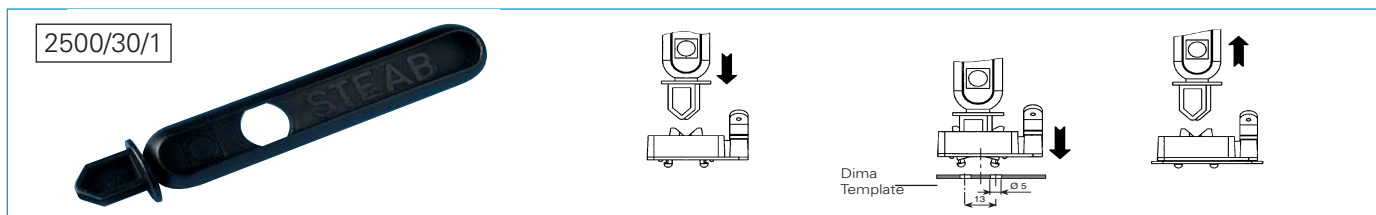
Esempi di utilizzazione protezioni morsettiere

Application examples terminal block protections



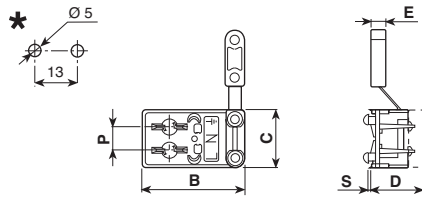
Utensile per il montaggio degli articoli 5448/4 - 5448/4/1 - 5448/4/2 - 5448/4/1/2 - 5531

Assembly tool for items 5448/4 - 5448/4/1 - 5448/4/2 - 5448/4/1/2 - 5531



Protezioni morsettiere

Terminal block protections



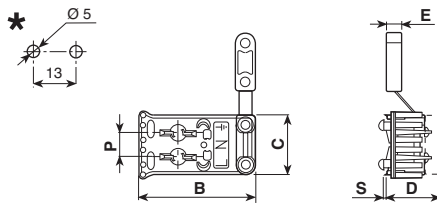

Materiale / Material

- 5 Nylon 66
- 22 Nylon 66 AE

Approvati per l'utilizzo in Classe I
Approved for Classe I fittings

Codice / Code	Dimensioni / Dimensions (mm)						Simbolo / Symbol	Colore / Colour		Omologato / Certified
	B	C	D	E	P	S		1 Bianco / White	2 Nero / Black	
5350/0	42,5	24	22	6	10	0,5±1,2		5 22	22	C.S. N°EH 230
5350/2	42,5	24	22	6	10	0,5±1,2	LN	5	22	C.S. N°EH 230
5350/3	42,5	24	22	6	10	0,5±1,2	LN ±	5 22	22	C.S. N°EH 230

* Dima di foratura - Il supporto viene fornito con vite autofilettante separata. - Per cavi: H03VV-F / H05VV-F Ø min 4,8 - Ø max 7,2
Template - Support is supplied with separate self-threading screw. - For cables: H03VV-F / H05VV-F Ø min 4,8 - Ø max 7,2



Materiale / Material

- 5 Nylon 66
- 22 Nylon 66 AE

Approvati per l'utilizzo in Classe I
Approved for Classe I fittings

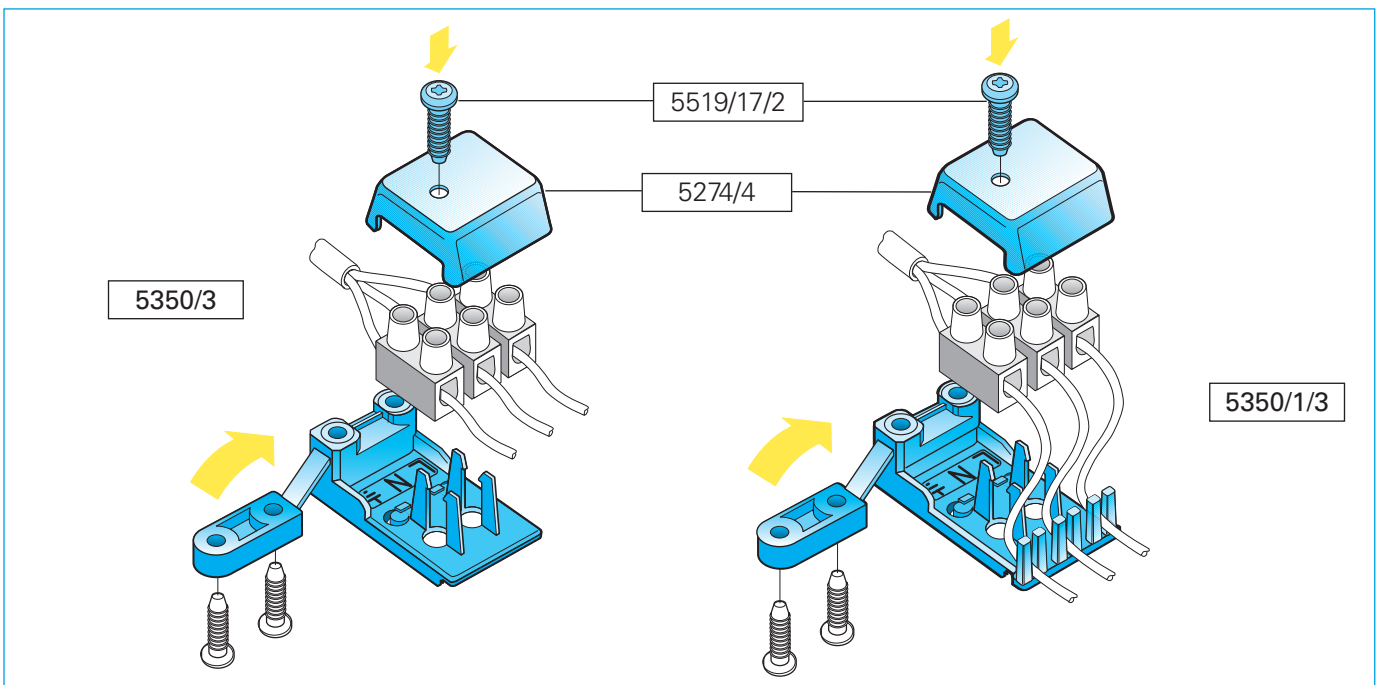
Codice / Code	Dimensioni / Dimensions (mm)						Simbolo / Symbol	Colore / Colour		Omologato / Certified
	B	C	D	E	P	S		1 Bianco / White	2 Nero / Black	
5350/1/0	46,5	24	22	6	10	0,5±1,2		5 22	22	C.S. N°EH 230
5350/1/2	46,5	24	22	6	10	0,5±1,2	LN	5	22	C.S. N°EH 230
5350/1/3	46,5	24	22	6	10	0,5±1,2	LN ±	5 22	22	C.S. N°EH 230

* Dima di foratura - Il supporto viene fornito con vite autofilettante separata. - Per cavi: H03VV-F / H05VV-F Ø min 4,8 - Ø max 7,2
Template - Support is supplied with separate self-threading screw. - For cables: H03VV-F / H05VV-F Ø min 4,8 - Ø max 7,2

Le protezioni per morsettiere possono essere utilizzate con i coperchi 5274-5274/4-5368-5368/4 senza che ne venga compromessa l'approvazione C.S.
Terminal block protections can be used with covers 5274-5274/4-5368-5368/4 without compromising C.S. approval.

Esempio di utilizzazione

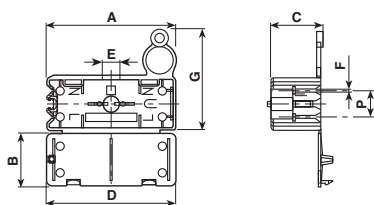
Application example





Protezioni morsettiere

Terminal block protections

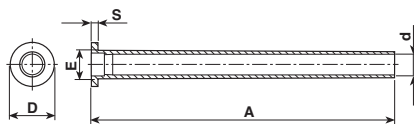


Materiale / Material

5 Nylon 66

22 Nylon 66 AE

Codice / Code	Dimensioni / Dimensions (mm)								Colore / Colour	
	A	B	C	D	E	F	G	P	1 Bianco White	2 Nero Black
5290/100	50	21	19,8	50,5	0	1	37,6	10	Materiale Material → 5 22	22
5290/300	50	21	19,8	50,5	6	1	37,6	10	5 22	22



Materiale / Material

23 PP/EPDM

Codice / Code	Dimensioni / Dimensions (mm)					Colore / Colour	
	A	D	E	d	S	2 Nero Black	Materiale Material → 23
5290/90	87	10	10	6,2	2	2	23

L'uso congiunto dei due articoli 5290/100 e 5290/90 è omologato 5290/190 con il:
Combined use of items 5290/100 + 5290/90 is approved 5290/190 with:



C.S. N° EH 231



L'uso congiunto dei due articoli 5290/300 e 5290/90 è omologato 5290/390 con il:
Combined use of items 5290/300 + 5290/90 is approved 5290/390 with:

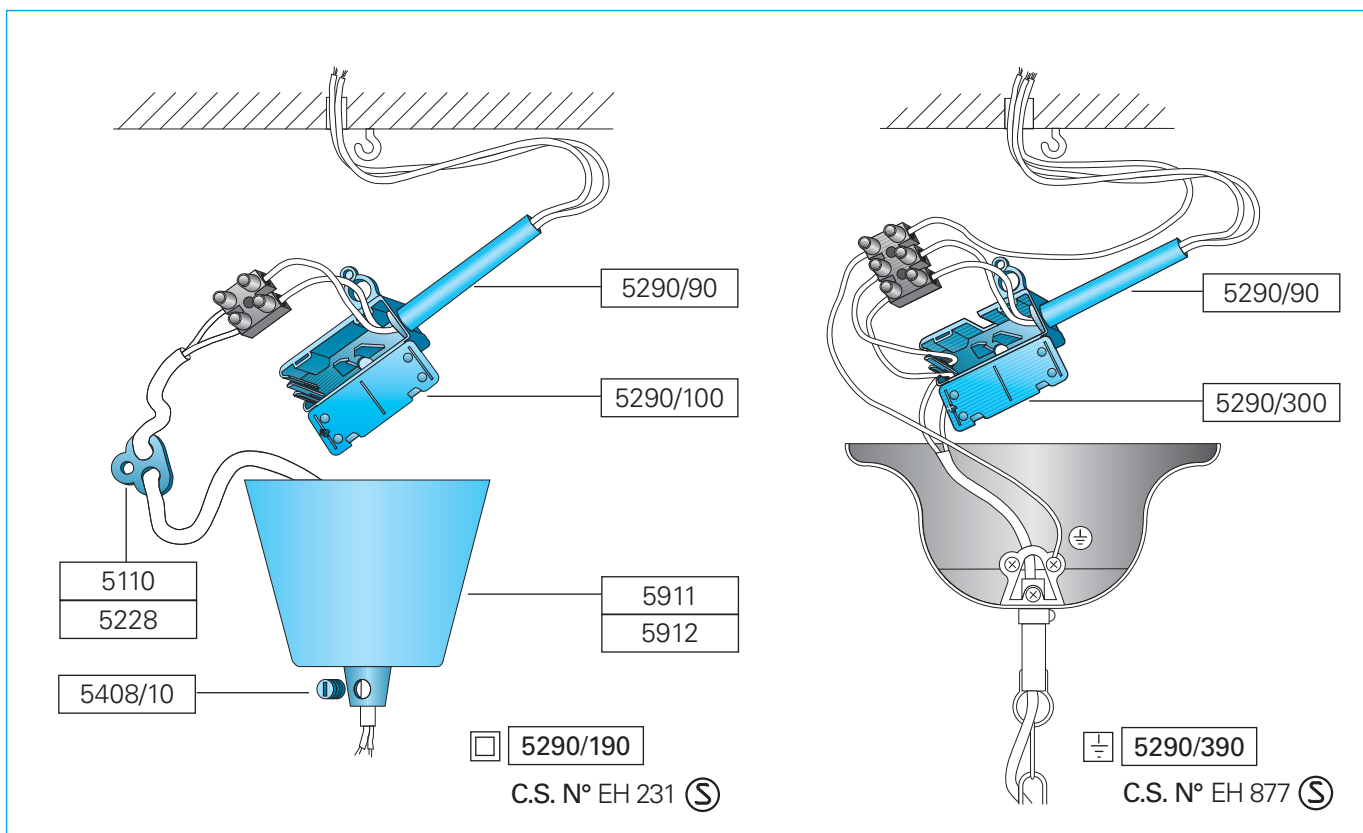


C.S. N° EH 877



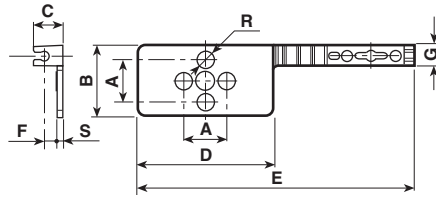
Esempio di utilizzazione - Compatibile con normative NF 71.000

Application example - Complies to french standards NF 71.000



Supporti protezione

Protection supports



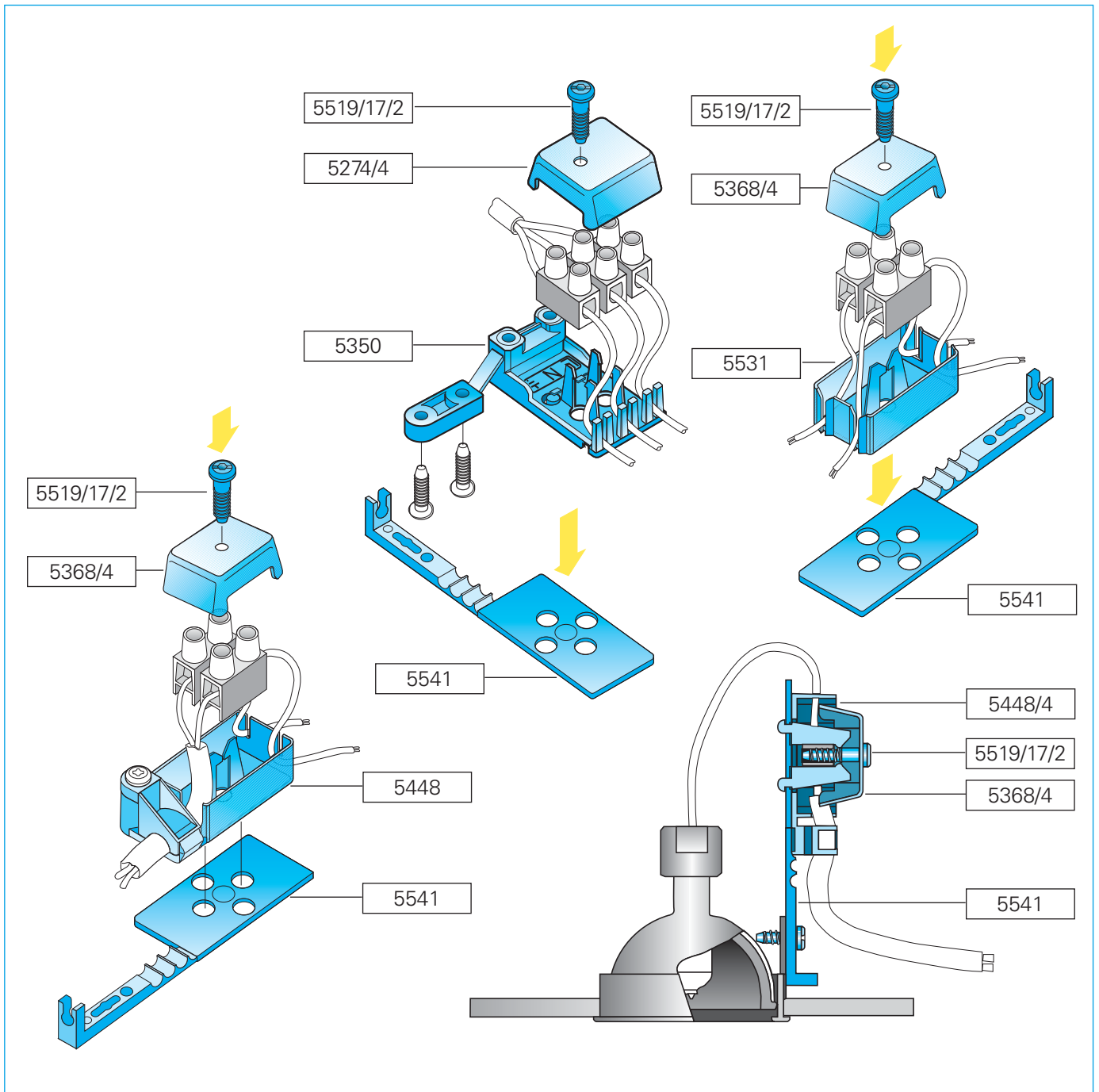
Materiale / Material Approvati per l'utilizzo in Classe II
 Approved for Classe II fittings

5 Nylon 66
 22 Nylon 66 AE

Codice / Code	Dimensioni / Dimensions (mm)									Colore / Colour		Omologato / Certified
	A	B	C	D	E	F	G	R	S	1 Bianco / White	2 Nero / Black	
5541	13	22	9	42	85	4,2	6,5	5	1,8	Materiale / Material → 5	22	<input checked="" type="checkbox"/> C.S. N°EH 231 ©

Esempi di utilizzazione

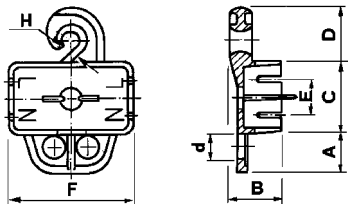
Application examples





Ganci con protezione morsettiere

Fasteners with terminal block protections



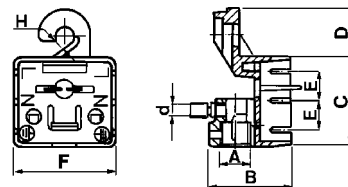
Materiale / Material

21 Nylon 66 RV-AE

Approvati per l'utilizzo in Classe II
Approved for Classe II fittings

Codice / Code	Dimensioni / Dimensions (mm)								Colore / Colour	Omologato / Certified
	A	B	C	d	D	E	F	H		
5360	11	14	20,5	7	15	10	35	2,5	2 Nero Black	C.S. N°EH 231

Carico max sopportato = 3 Kg - Per cavi: H03VV-F Ø min 4,8 - Ø max 6,5
Maximum load = 3 Kgs - For cables: H03VV-F Ø min 4,8 - Ø max 6,5



Materiale / Material

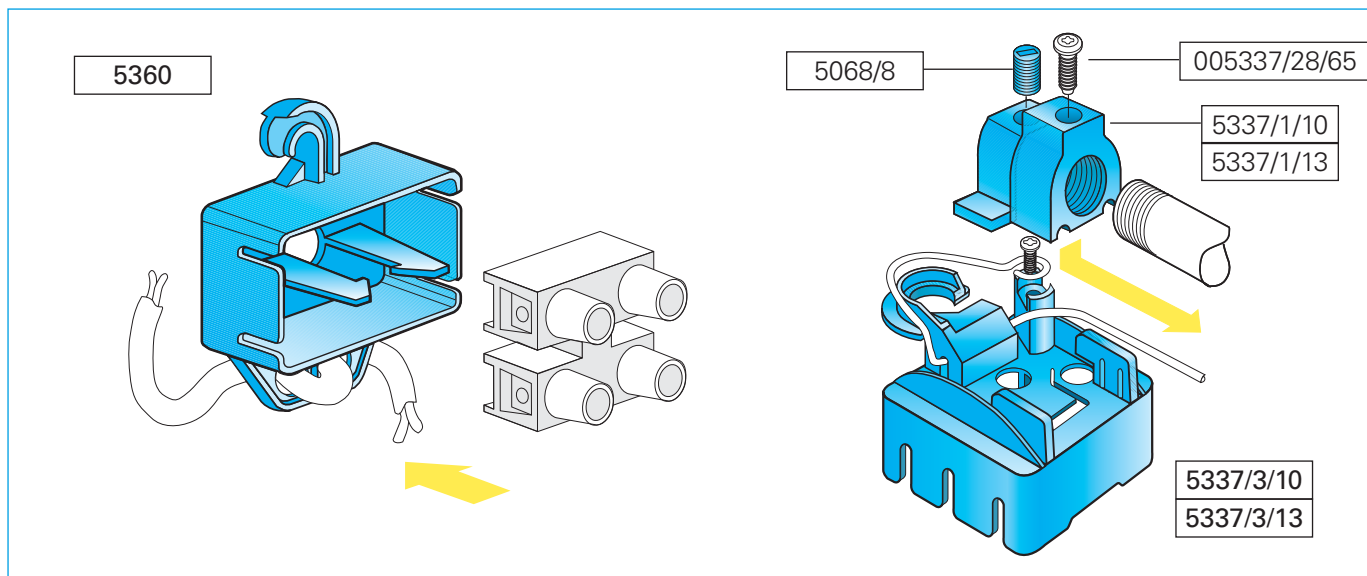
21 Nylon 66 RV-AE

Codice / Code	Dimensioni / Dimensions (mm)								Simbolo / Symbol	Colore / Colour
	A	B	C	d	D	E	F	H		
5337/3/10	M 10x1	31,5	30,5	M 6x1	15	10	35	3	LN	21 Nero Black
5337/3/13	M 13x1	31,5	30,5	M 6x1	15	10	35	3	LN	21 Nero Black

Carico max sopportato = 3,3 Kg - Con filo d'acciaio = 10 Kg
Maximum load = 3,3 Kgs - With steel wire = 10 Kgs

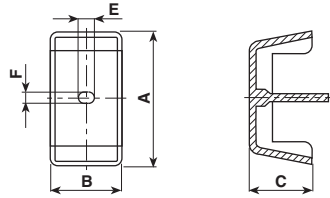
Esempi di utilizzazione

Application examples



Coperchi per morsettiere

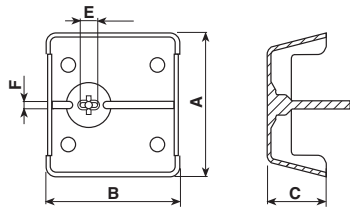
Terminal block caps



Materiale / Material

- 6** Nylon 66 RV
- 21** Nylon 66 RV-AE

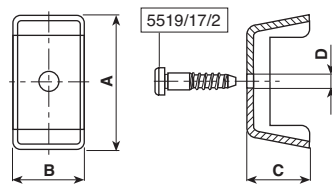
Codice / Code	Dimensioni / Dimensions (mm)					Colore / Colour	
	A	B	C	E	F	1 Bianco White	2 Nero Black
5368	29	17	12	3,8	1,5	6	21



Materiale / Material

- 5** Nylon 66
- 6** Nylon 66 RV
- 21** Nylon 66 RV-AE

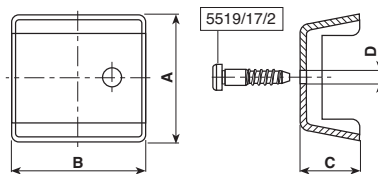
Codice / Code	Dimensioni / Dimensions (mm)					Colore / Colour	
	A	B	C	E	F	1 Bianco White	2 Nero Black
5274	29	27	12	3,8	1,5	6	5 21



Materiale / Material

- 6** Nylon 66 RV
- 21** Nylon 66 RV-AE

Codice / Code	Dimensioni / Dimensions (mm)				Colore / Colour	
	A	B	C	D	1 Bianco White	2 Nero Black
5368/4	29	17	12	4	6	21




Materiale / Material

- 6** Nylon 66 RV
- 21** Nylon 66 RV-AE

Codice / Code	Dimensioni / Dimensions (mm)				Colore / Colour	
	A	B	C	D	1 Bianco White	2 Nero Black
5274/4	29	27	12	4	6	21

Esempio di personalizzazione

Brand mark example



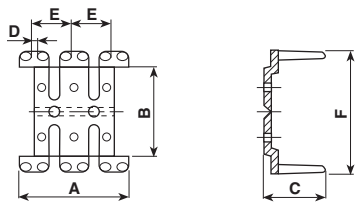

È possibile la personalizzazione del coperchio, stampando il logo del Cliente.

On condition to have a minimum quantity, it is possible to "Customize" the cover by stamping customer's logo.



Isolatori guida cavo

Insulating cable guides



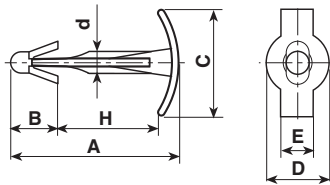
Materiale / Material

6 Nylon 66 RV

Codice / Code	Dimensioni / Dimensions (mm)						Colore / Colour
	A	B	C	D	E	F	
5349	27	23	15	1,8	10	31	1 Bianco White Materiale Material → 6

Perno di fissaggio rapido a scatto

Fixation Clip



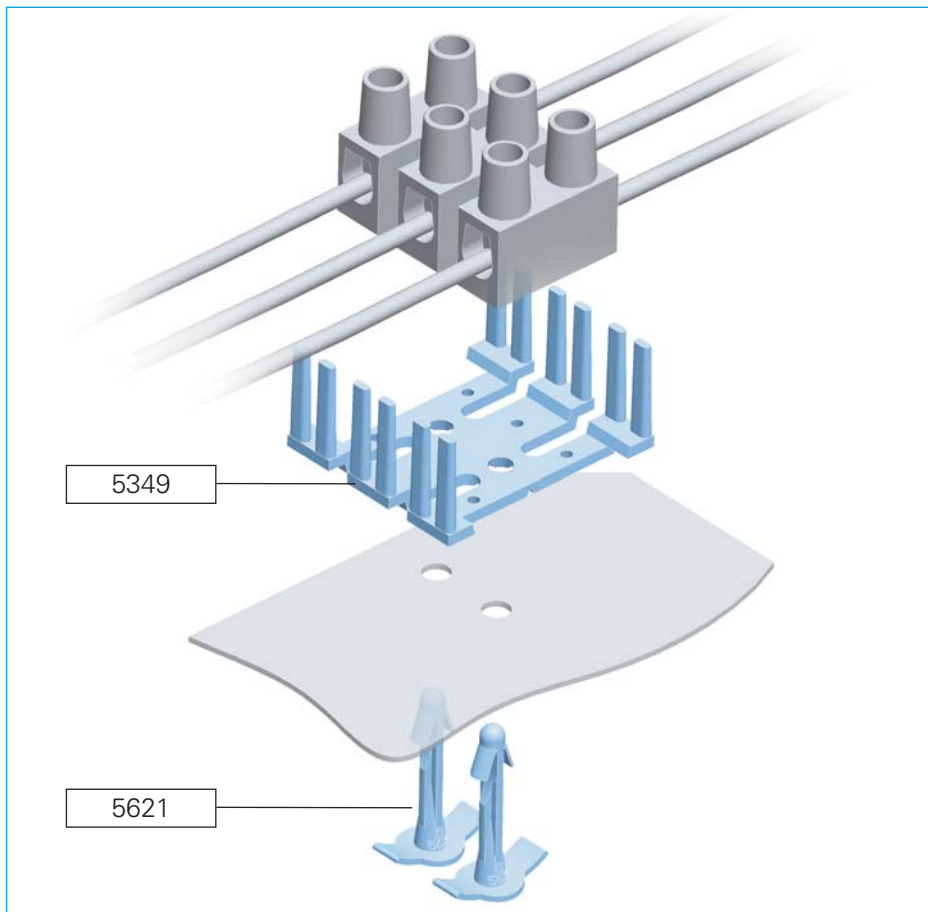
Materiale / Material

6 Nylon 66 RV

Codice / Code	Dimensioni / Dimensions (mm)							Colore / Colour
	A	B	C	D	E	H	d	
5621	21	6	13,8	7,8	4,1	12,8	2,9	1 Bianco White Materiale Material → 6

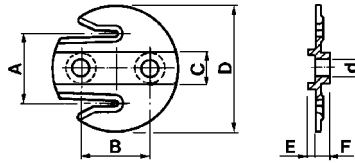
Esempio di utilizzazione

Application example



Isolatori guida cavo

Insulating cable guides



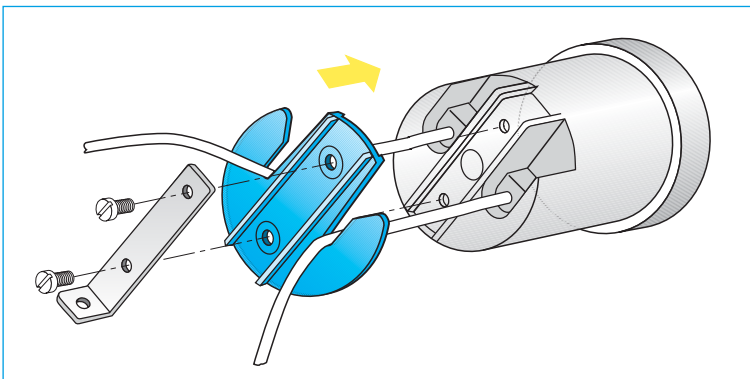
Materiale / Material

- 18 Polibutil RV-AE
- 21 Nylon 66 RV-AE

Codice / Code	Dimensioni / Dimensions (mm)							Colore / Colour	
	A	B	C	d	D	E	F	1 Bianco White	2 Nero Black
5418	18	18	8,6	4,5	33	2,1	3,7	Materiale Material → 18	18 21

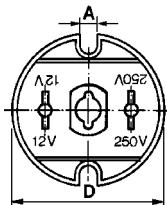
Esempio di utilizzazione

Application example



Porta morsettiere trasformatore toroidale

Terminal-block protection for toroidal transformer



Materiale / Material

- 21 Nylon 66 RV-AE

Codice / Code	Dimensioni / Dimensions (mm)						Colore / Colour	
	A	d	D	E	H	S	2 Nero Black	Materiale Material → 21
5505	8	10,5	60	12	21	2	2	21

Per morsetto sez. max 2,5 mm²
Max section for terminal-block: 2,5 mm²