































Sew-on Articles

Sew-on Articles are loose crystals that can be easily sewn either by hand, or with a standard domestic or industrial embroidery sewing machine onto any kind of textile or accessory. Sew-on Articles come in two holes, with round and oval holes for use in a wide range of decorative applications, from fine embroidery to jewelry. Lochrosen are crystals with just one hole. Sew-on Articles have rounded edges around the holes to guarantee thread protection.




Sew-on Articles are perfect to transform textiles and fashion accessories into bespoke luxury items. The most important items in this product group are art. 3188 XIRIUS Lochrose and art. 3288 XIRIUS Sew on Stone, which feature the most progressive and unique cut on the market: multilayer cut technology, creating the inspiring XIRIUS star design.

Colors










-  Crystal
001
-  White Opal
234
-  Light Silk
261
-  Light Peach
362
-  Vintage Rose
319
-  Light Rose
223
-  Blush Rose
257
-  Light Siam
227
-  Scarlet
276
-  Fuchsia
502
-  Amethyst
204
-  Iris
219
-  Light Amethyst
212
-  Light Sapphire
211
-  Aquamarine
202
-  Sapphire
206
-  Majestic Blue¹
296
-  Light Turquoise
263

-  Denim Blue
266
-  Black Diamond
215
-  Peridot
214
-  Erinite
360
-  Emerald
205
-  Light Colorado Topaz
246
-  Light Topaz
226
-  Golden Topaz
1003
-  Light Amber
1002
-  Smoked Amber
1001
-  Graphite
253
-  Jet
280

Effects

-  Crystal Silver Shade
001 SSHA
-  Crystal Moonlight
001 MOL
-  Crystal Aurore Boreale
001 AB
-  Crystal Shimmer
001 SHIM
-  Crystal Golden Shadow
001 GSHA
-  Crystal Metallic Sunshine
001 METSH
-  Crystal Rose Gold
001 ROGL
-  Crystal Antique Pink
001 ANTP
-  Crystal Paradise Shine
001 PARSH
-  Crystal Vitrail Medium
001 VM
-  Crystal Volcano
001 VOL
-  Crystal Blue Shade
001 BLSH
-  Crystal Light Chrome
001 LTCH
-  Crystal Silver Night
001 SINI
-  Jet Hematite
280 HEM

Shimmer Effects

-  Light Rose Shimmer
223 SHIM
-  Light Siam Shimmer
227 SHIM
-  Amethyst Shimmer
204 SHIM
-  Light Amethyst Shimmer
212 SHIM
-  Light Sapphire Shimmer
211 SHIM
-  Black Diamond Shimmer
215 SHIM
-  Erinite Shimmer
360 SHIM
-  Light Colorado Topaz Shimmer
246 SHIM
-  Light Topaz Shimmer
226 SHIM

Numerical Order

001	Crystal
001 AB	Crystal Aurore Boreale
001 ANTP	Crystal Antique Pink
<u>001 BLAPA</u>	<u>Crystal Black Patina</u>
001 BLSH	Crystal Blue Shade
<u>001 GOLPA</u>	<u>Crystal Gold Patina</u>
<u>001 LISH</u>	<u>Crystal Lilac Shadow</u>
<u>001 LTCH</u>	<u>Crystal Light Chrome</u>
001 METSH	Crystal Metallic Sunshine
001 MOL	Crystal Moonlight
<u>001 PARSH</u>	<u>Crystal Paradise Shine</u>
<u>001 ROGL</u>	<u>Crystal Rose Gold</u>
<u>001 ROSPA</u>	<u>Crystal Rose Patina</u>
001 SHIM	Crystal Shimmer
<u>001 SILPA</u>	<u>Crystal Silver Patina</u>
001 SINI	Crystal Silver Night
<u>001 SSHA</u>	<u>Crystal Silver Shade</u>
001 VM	Crystal Vitrail Medium
001 VOL	Crystal Volcano
<u>001 WHIPA</u>	<u>Crystal White Patina</u>
202	Aquamarine
204 SHIM	Amethyst Shimmer
205	Emerald
206	Sapphire
211	Light Sapphire
211 SHIM	Light Sapphire Shimmer
212	Light Amethyst
212 SHIM	Light Amethyst Shimmer
214	Peridot
215	Black Diamond
215 SHIM	Black Diamond Shimmer
<u>219</u>	<u>Iris</u>
223	Light Rose
223 SHIM	Light Rose Shimmer
226	Light Topaz
226 SHIM	Light Topaz Shimmer
227	Light Siam
227 SHIM	Light Siam Shimmer
246	Light Colorado Topaz
246 SHIM	Light Colorado Topaz Shimmer
<u>253</u>	<u>Graphite</u>
<u>257</u>	<u>Blush Rose</u>
261	Light Silk
263	Light Turquoise
<u>266</u>	<u>Denim Blue</u>
<u>276</u>	<u>Scarlet</u>
280	Jet
280 HEM	Jet Hematite
<u>296</u>	<u>Majestic Blue¹</u>
319	Vintage Rose
360	Erinite
360 SHIM	Erinite Shimmer
362	Light Peach
502	Fuchsia
<u>1001</u>	<u>Smoked Amber</u>
<u>1002</u>	<u>Light Amber</u>
<u>1003</u>	<u>Golden Topaz</u>

Alphabetical Order

Amethyst Shimmer (204 SHIM)
Aquamarine (202)
Black Diamond (215)
Black Diamond Shimmer (215 SHIM)
<u>Blush Rose (257)</u>
Crystal (001)
Crystal Antique Pink (001 ANTP)
Crystal Aurore Boreale (001 AB)
<u>Crystal Black Patina (001 BLAPA)</u>
Crystal Blue Shade (001 BLSH)
<u>Crystal Gold Patina (001 GOLPA)</u>
Crystal Golden Shadow (001 GSHA)
<u>Crystal Light Chrome (001 LTCH)</u>
Crystal Metallic Sunshine (001 METSH)
Crystal Moonlight (001 MOL)
<u>Crystal Paradise Shine (001 PARSH)</u>
<u>Crystal Rose Gold (001 ROGL)</u>
<u>Crystal Rose Patina (001 ROSPA)</u>
Crystal Shimmer (001 SHIM)
Crystal Silver Night (001 SINI)
<u>Crystal Silver Patina (001 SILPA)</u>
<u>Crystal Silver Shade (001 SSHA)</u>
Crystal Vitrail Medium (001 VM)
Crystal Volcano (001 VOL)
<u>Denim Blue (266)</u>
Emerald (205)
Erinite (360)
Erinite Shimmer (360 SHIM)
Fuchsia (502)
<u>Golden Topaz (1003)</u>
<u>Graphite (253)</u>
<u>Iris (219)</u>
Jet (280)
Jet Hematite (280 HEM)
<u>Light Amber (1002)</u>
Light Amethyst (212)
Light Amethyst Shimmer (212 SHIM)
Light Colorado Topaz (246)
Light Colorado Topaz Shimmer (246 SHIM)
Light Peach (362)
Light Rose (223)
Light Rose Shimmer (223 SHIM)
Light Sapphire (211)
Light Sapphire Shimmer (211 SHIM)
Light Siam (227)
Light Siam Shimmer (227 SHIM)
Light Silk (261)
Light Topaz (226)
Light Topaz Shimmer (226 SHIM)
Light Turquoise (263)
<u>Majestic Blue (296)¹</u>
Peridot (214)
Sapphire (206)
<u>Scarlet (276)</u>
<u>Smoked Amber (1001)</u>
Vintage Rose (319)
White Opal (234)

For details on available colors and effects for each article within the product groups, please see the product matrix of the respective item in the Collection 2021. For color and effect samples, please see the corresponding color chart.

Classic Colors/Effects: This color range offers a wide choice of traditional Swarovski crystal colors and effects.

Exclusive Colors/Effects: This color range is offered exclusively by Swarovski.

¹ Majestic Blue's intense ultramarine hue is difficult to recreate accurately in print due to the fact that the CMYK color spectrum is used in the printing process. In order to get a truer impression of its color, please use RGB digital pictures or, ideally, ask for actual samples.

Colors and effects can appear different when illuminated with different light sources. Swarovski uses standard light source D50 for color decision and comparison. Slight changes in shades are unavoidable. Colors may vary according to cut and foiling.

The composition of Advanced Crystal is compliant with regulatory industry norms and laws regarding the restriction or prohibition of certain substances in the most relevant segments of our customers. Please note that the compliance of the crystal colors Light Siam and Siam varies according to certain industry regulations. Those regulations are indicated with * in the compliance overview. Indian Siam and Scarlet (option to Lt. Siam) conform to all CLEAR-lists. For further information please visit swarovski.com/s-professionals

© 2021 D. Swarovski Distribution GmbH

Summary

1 2



CORE ASSORTMENT

3188
3, 4, 5, 6, 7, 8 mm



CORE ASSORTMENT

3200
10, 12, 14, 16, 18 mm



3223
12x6, 18x9,
29x14.5 mm



CORE ASSORTMENT

3230
12x7, 18x10.5,
28x17 mm



CORE ASSORTMENT

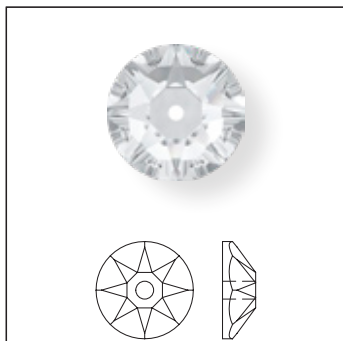
3288
8, 10, 12 mm



3700
6, 8, 10, 12, 14 mm

CORE ASSORTMENT

3188 XIRIUS Lochrose



Size	3 mm	4 mm	5 mm	6 mm	7 mm	8 mm
------	------	------	------	------	------	------

Crystal

Crystal (001)	■	■	■			
Crystal F (001)	◆	◆	◆	■	■	■

Colors

Plain Colors

Amethyst F (204)	◆	◆	◆			
Aquamarine F (202)	◆	◆	◆			
Black Diamond F (215)	■	■	■			
Blush Rose F (257)	■	■	■	■		
Denim Blue F (266)	■	■	■			
Emerald F (205)	◆	◆	◆			
Fuchsia F (502)	■	■	■			
Iris F (219)	■	■	■			
Jet (280)	◆	◆	◆			
Light Colorado Topaz F (246)	◆	◆	◆			
Light Peach F (362)	■	■	■			
Light Rose F (223)	◆	◆	◆			
Light Siam F (227)	■	■	■			
Light Silk F (261)	■	■	■			
Scarlet F (276)	◆	◆	◆			
Smoked Amber F (1001)*	■	■				

Crystal Effects

Transparent Effects

Crystal Aurore Boreale F (001 AB)	■	■	■	■	■	■
Crystal Blue Shade F (001 BLSH)	■	■	■			
Crystal Golden Shadow F (001 GSHA)	■	■	■			
Crystal Moonlight F (001 MOL)	■	■	■			
Crystal Paradise Shine F (001 PARSH)	■	■	■			
Crystal Silver Night (001 SINI)		■	■			
Crystal Silver Shade F (001 SSHA)	■	■	■			

Metallic Effects

Crystal Light Chrome F (001 LTCH)	■	■	■	■		
Crystal Metallic Sunshine F (001 METSH)	■	■	■	■		

Color Effects

Metallic Effects

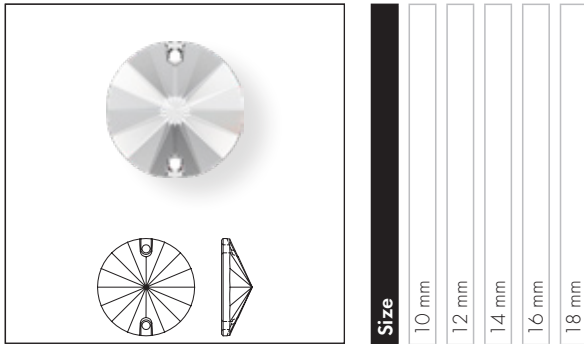
Jet Hematite (280 HEM)	■	■	■			
------------------------	---	---	---	--	--	--

* All colors with a 4-digit color code (i.e. Golden Topaz) are fully customizable with shorter lead times and lower MOQs compared to our 3-digit colors. Please get in touch with the Customer Service for a time and quantity estimation of your desired variant.

◆ Core Assortment


CORE ASSORTMENT

3200 Rivoli Sew-on Stone



	10 mm	12 mm	14 mm	16 mm	18 mm
Crystal					
Crystal F (001)	◆	◆	◆	■	■
Colors					
Plain Colors					
Amethyst F (204)	◆	◆	◆		
Aquamarine F (202)	◆	◆	◆		
Black Diamond F (215)	■	■	■		
Blush Rose F (257)	■	■	■		
Emerald F (205)	◆	◆	◆		
Fuchsia F (502)	■	■	■		
Iris F (219)	■	■	■		
Jet (280)	◆	◆	◆		
Light Colorado Topaz F (246)	◆	◆	◆		
Light Rose F (223)	◆	◆	◆		
Light Siam F (227)	■	■	■		
Light Turquoise F (263)	■	■	■		
Scarlet F (276)	◆	◆	◆		
Crystal Effects					
Transparent Effects					
Crystal Aurore Boreale F (001 AB)	■	■	■	■	■
Crystal Golden Shadow F (001 GSHA)	■	■	■		
Crystal Paradise Shine F (001 PARSH)	■	■	■		
Metallic Effects					
Crystal Metallic Sunshine F (001 METSH)	■	■	■		
Color Effects					
Transparent Effects					
Amethyst Shimmer F (204 SHIM)			■		
Metallic Effects					
Jet Hematite (280 HEM)	■	■	■		

3223 Navette Sew-on Stone



	12x6 mm	18x9 mm	29x14.5 mm
Crystal			
Crystal F (001)	■	■	■
Colors			
Plain Colors			
Amethyst F (204)	■	■	
Jet (280)	■		■
Crystal Effects			
Transparent Effects			
Crystal Aurore Boreale F (001 AB)	■	■	■
Crystal Golden Shadow F (001 GSHA)	■		■

CORE ASSORTMENT

3230 Drop Sew-on Stone



Size	12x7 mm	18x10.5 mm	28x17 mm
------	---------	------------	----------

Crystal

Crystal F (001)	◆	◆	◆
-----------------	---	---	---

Colors

Plain Colors

Amethyst F (204)	◆	◆	◆
Aquamarine F (202)	◆	◆	◆
Black Diamond F (215)	■	■	■
Emerald F (205)	◆	◆	◆
Erinite F (360)	■	■	■
Golden Topaz F (1003)*	■	■	■
Jet (280)	◆	◆	◆
Light Amber F (1002)*	■	■	■
Light Amethyst F (212)	■	■	■
Light Colorado Topaz F (246)	◆	◆	◆
Light Rose F (223)	◆	◆	◆
Light Sapphire F (211)	■	■	■
Light Siam F (227)	■	■	■
Light Topaz F (226)	■	■	■
Light Turquoise F (263)	■	■	■
Scarlet F (276)	◆	◆	◆
Smoked Amber F (1001)*	■	■	■


Crystal Effects

Transparent Effects

Crystal Aurore Boreale F (001 AB)	■	■	■
Crystal Blue Shade F (001 BLSH)	■	■	■
Crystal Golden Shadow (001 GSHA)	■	■	■
Crystal Golden Shadow F (001 GSHA)	■	■	■
Crystal Shimmer F (001 SHIM)	■	■	■
Crystal Silver Night (001 SINI)	■	■	■

Metallic Effects

Crystal Light Chrome F (001 LTCH)	■	■	■
-----------------------------------	---	---	---



Size	12x7 mm	18x10.5 mm	28x17 mm
------	---------	------------	----------

Color Effects


Transparent Effects

Amethyst Shimmer F (204 SHIM)	■	■	■
Black Diamond Shimmer F (215 SHIM)	■	■	■
Erinite Shimmer F (360 SHIM)	■	■	■
Light Amethyst Shimmer F (212 SHIM)	■	■	■
Light Colorado Topaz Shimmer F (246 SHIM)	■	■	■
Light Rose Shimmer F (223 SHIM)	■	■	■
Light Sapphire Shimmer F (211 SHIM)	■	■	■
Light Siam Shimmer F (227 SHIM)	■	■	■
Light Topaz Shimmer F (226 SHIM)	■	■	■

* All colors with a 4-digit color code (i.e. Golden Topaz) are fully customizable with shorter lead times and lower MOQs compared to our 3-digit colors. Please get in touch with the Customer Service for a time and quantity estimation of your desired variant.

CORE ASSORTMENT


3288 XIRIUS Sew-on Stone



Size
8 mm
10 mm
12 mm

Crystal	8 mm	10 mm	12 mm
Crystal F (001)	◆	◆	◆
Colors			
Plain Colors			
Amethyst F (204)	◆	◆	◆
Aquamarine F (202)	◆	◆	◆
Black Diamond F (215)	■	■	■
Blush Rose F (257)	■	■	■
Denim Blue F (266)	■	■	■
Emerald F (205)	◆	◆	◆
Jet (280)	◆	◆	■
Light Colorado Topaz F (246)	◆	◆	◆
Light Peach F (362)	■	■	■
Light Rose F (223)	◆	◆	◆
Light Siam F (227)	■	■	■
Scarlet F (276)	◆	◆	◆
Smoked Amber F (1001)*	■	■	■
Crystal Effects			
Transparent Effects			
Crystal Aurore Boreale F (001 AB)	■	■	■
Crystal Blue Shade F (001 BLSH)	■	■	■
Crystal Golden Shadow F (001 GSHA)	■	■	■
Crystal Moonlight F (001 MOL)	■	■	■
Crystal Paradise Shine F (001 PARSH)	■	■	■
Crystal Silver Night (001 SINI)	■	■	■
Crystal Silver Shade F (001 SSHA)	■	■	■
Metallic Effects			
Crystal Light Chrome F (001 LTCH)	■	■	■
Crystal Metallic Sunshine F (001 METSH)	■	■	■
Color Effects			
Metallic Effects			
Jet Hematite (280 HEM)	■	■	■

3700 Marguerite Lochrose



Size
6 mm
8 mm
10 mm
12 mm
14 mm

Crystal	6 mm	8 mm	10 mm	12 mm	14 mm
Crystal (001)	■	■	■	■	■
Crystal F (001)	■	■	■	■	■
Colors					
Plain Colors					
Amethyst (204)	■				
Amethyst F (204)			■		
Emerald (205)	■	■	■	■	
Peridot (214)	■	■	■	■	
Crystal Effects					
Transparent Effects					
Crystal Aurore Boreale (001 AB)	■	■	■	■	
Crystal Vitrail Medium (001 VM)	■	■	■	■	

* All colors with a 4-digit color code (i.e. Golden Topaz) are fully customizable with shorter lead times and lower MOQs compared to our 3-digit colors. Please get in touch with the Customer Service for a time and quantity estimation of your desired variant.

◆ Core Assortment

Product Details

Article Size	Packing Unit = Minimum Order Quantity in Pieces	Average Net Weight in Gram per Packing Unit Crystal (001)	Average Gross Weight in Gram per Packing Unit Crystal (001)
3188			
3 mm	1,440	21.5	30.0
4 mm	1,440	47.6	56.0
5 mm	720	43.2	51.7
6 mm	360	35.7	44.1
7 mm	144	22.2	30.7
8 mm	144	33.2	41.7
3200			
10 mm	72	26.1	44.6
12 mm	72	54.9	74.0
14 mm	72	77.2	100.7
16 mm	72	115.8	139.4
18 mm	48	117.2	199.5
3223			
12x6 mm	48	13.1	34.2
18x9 mm	36	27.7	45.1
29x14.5 mm	24	74.28	101.3
3230			
12x7 mm	96	29.7	47.0
18x10.5 mm	72	70.5	90.7
28x17 mm	24	72.1	97.5
3288			
8 mm	144	51.0	61.9
10 mm	72	53.9	80.3
12 mm	72	69.8	96.5
3700			
6 mm	720	50.6	61.4
8 mm	288	62.2	88.4
10 mm	288	114.5	141.0
12 mm	144	105.4	128.5
14 mm	144	170.5	197.2