



ARCHITECTURE & LIGHTING

COLLECTION 2019

SWAROVSKI

ARCHITECTURE & LIGHTING

COLLECTION 2019



01

SWAROVSKI STRASS® LIGHTING
COMPONENTS



02

SWAROVSKI FORWARD INTEGRATED
LIGHTING PRODUCTS



03

SWAROVSKI CRYSTAL STRANDS




04

METAL PARTS – NON SWAROVSKI




05

KNOBS AND HANDLES



06

CRYSTAL SURFACES




07

SWAROVSKI CRYSTAL PALACE



08

CUSTOMIZED PRODUCT SOLUTIONS



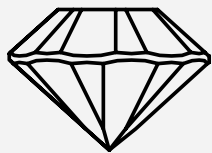
09

ARCHITECTURE PROJECTS



10

WHY SWAROVSKI



11

BASIC INFORMATION



12

SWAROVSKI WORLDWIDE



SWAROVSKI STRASS® LIGHTING COMPONENTS

Perfection is achieved through perfect ingredients. The secret to Swarovski crystals' unrivaled brilliance lies in purity of material, precision cutting, individual quality control, and perfect polishing.

The Swarovski STRASS® Lighting assortment consists of components ranging from classic to contemporary shapes, including highly complex cuts.

Swarovski offers crystals of the highest quality, precision and clarity, ensuring the easy application of any design with unrivaled durability. Also making up the assortment is a vast range of shapes in a

full spectrum of inspiring colors and myriad tantalizing effects. It's a premium brand solution whose benefits guarantee that products "Made with crystals from Swarovski" are always exceptional.

The collection offers a broad choice of shapes in sparkling and inspiring colors and various tantalizing effects.

COLORS



Antique Green

NO.	SIZES
8115	14 mm
8116	14 mm
8558	20, 30, 40 mm
8611	40×11 mm
8721	28×17, 38×22, 50×29 mm



Arctic White

NO.	SIZES
8115	14 mm
8116	14 mm
8502	10 mm
8558	30 mm
8721	28 x 17, 38 x 22, 50 x 29 mm
8806	40×21 mm
8950	NR 301176
8950	NR 809163



Blue Violet

NO.	SIZES
8115	14 mm
8116	14 mm
8558	20, 30, 40 mm
8611	40×11 mm
8721	28×17, 38×22, 50×29 mm



Bordeaux

NO.	SIZES
8115	14 mm
8116	14 mm
8558	20, 30, 40 mm
8611	40×11 mm
8721	28×17, 38×22, 50×29 mm



Dark Sapphire

NO.	SIZES
8115	14 mm
8116	14 mm
8558	20, 30, 40 mm
8611	40×11 mm
8721	28×17, 38×22, 50×29 mm



Emerald

NO.	SIZES
8115	14 mm
8116	14 mm



Jet

NO.	SIZES
8115	14 mm
8116	14 mm
8558	20, 30, 40 mm
8611	40×11 mm
8721	28×17, 38×22, 50×29 mm



Light Peridot

NO.	SIZES
8115	14 mm
8116	14 mm
8558	20, 30, 40 mm
8611	40×11 mm
8721	28×17, 38×22, 50×29 mm

COLORS



Light Topaz

NO.	SIZES
8115	14 mm
8116	14 mm
8558	20, 30, 40 mm
8611	40×11 mm
8721	28×17, 38×22, 50×29 mm



Medium Sapphire

NO.	SIZES
8115	14 mm
8116	14 mm
8558	20, 30, 40 mm
8611	40×11 mm
8721	28×17, 38×22, 50×29 mm
8135	14×12 mm
8136	14×12 mm



Rosaline

NO.	SIZES
8115	14 mm
8116	14 mm
8558	20, 30, 40 mm
8611	40×11 mm
8721	28×17, 38×22, 50×29, 63×37 mm
8135	14×12 mm
8136	14×12 mm



Silk

NO.	SIZES
8115	14 mm
8116	14 mm
8558	20, 30, 40 mm
8721	28×17, 38×22, 50×29 mm
8908	63×51, 76×61 mm
8135	14×12 mm
8136	14×12 mm



Topaz

NO.	SIZES
8115	14 mm
8116	14 mm
8502	10 mm
8558	20, 30, 40 mm
8611	40×11 mm
8721	28×17, 38×22, 50×29, 63×37 mm



Violet

NO.	SIZES
8115	14 mm
8116	14 mm
8558	20, 30, 40 mm
8721	28×17, 38×22, 50×29 mm

SHIMMER EFFECTS ^{NEW!}



Crystal Shimmer

NO.	SIZES
8115	14 mm
8116	14 mm
8135	14 × 12 mm
8136	14 × 12 mm
8721	28 × 17, 38 × 22, 50 × 29 mm
8721	63 × 37, 76 × 44, 89 × 52 mm
8725	38 × 18, 50 × 23, 63 × 29 mm
8725	76 × 36, 89 × 42 mm



Antique Green Shimmer

NO.	SIZES
8115	14 mm
8116	14 mm



Light Peridot Shimmer

NO.	SIZES
8115	14 mm
8116	14 mm



Light Topaz Shimmer

NO.	SIZES
8115	14 mm
8116	14 mm



Medium Sapphire Shimmer

NO.	SIZES
8115	14 mm
8116	14 mm



Violet Shimmer

NO.	SIZES
8115	14 mm
8116	14 mm

EFFECTS




Crystal Blue AB



Crystal Blue Shade



Crystal Bronze Shade



Crystal Gold Patina



Crystal Golden Shadow



Crystal Golden Teak



Crystal Light Chrome



Crystal Metallic Sunshine



Crystal Paradise Shine



Crystal Rose Gold



Crystal Silver Glaze



Crystal Silver Night



Crystal Silver Shade

For details on available colors and effects for each article within the product groups, please see the product matrix of the respective item in the Lighting Collection. Special Requests will be checked individually; we reserve the right to reject enquiries for production reasons. Slight changes in shades are unavoidable. Some effects may only be available on special request.



ADVANCED CRYSTAL
THE NEW DNA OF CRYSTAL

The advantage to being first is that you get to set the agenda. Throughout its long history, Swarovski has pioneered technologies and accomplished visions that have made waves far beyond the bounds of its own industry. Now Swarovski is stepping forward to announce a dramatic change in the DNA of its crystal: the Advanced Crystal standard.

Advanced Crystal standard is a new, innovative lead-free* crystal composition, complying with current laws and regulations governing the use of certain substances in finished products in the most relevant segments of our customer's business. It is patented by Swarovski in the US, Japan and 16 European countries.

* Crystal glass and all other materials containing 0.009 % lead or less.



QUALITY SIGNATURE

To provide the assurance of original quality, Swarovski Lighting components* carry the permanent, laser-engraved Quality Signature. Please note that for design reasons or technical limitations the Quality Signature is not included on certain components.

* Clear crystal 12 mm and above, colored crystal 18 mm and above. No signature with the colors Arctic White, Bordeaux, Jet and Emerald.

Notice: A red dot on the product drawings indicates the position of the laser-engraved Quality Signature.

Ⓐ and Swarovski® are registered trademarks by Swarovski AG.

MAKING BEAUTY MEASURABLE:
5CS FOR QUALITY

Beauty, as the saying goes, is in the eye of the beholder. Swarovski's incomparable precision-cut crystals convey beauty in all its diverse forms. Above and beyond subjective perception, the quality and value of crystal can be determined by objective criteria. Just as the value of a diamond is graded on the basis of the '4 Cs', the value of a crystal is determined by the '5 Cs'.

Swarovski is continually streamlining and developing each of these five quality criteria to meet the highest standards with utmost precision. The result is unrivaled brilliance.

Cut.



Only cutting of the greatest precision is capable of lending crystal exceptional brilliance. Exact faceting is required to wholly achieve the prismatic effect of the crystal and bring out its full beauty. The more precisely the crystal is cut, the greater its brilliance.

Clarity.



Crystal only has purity and clarity to the extent that it is free of inclusions such as cloudy spots, streaks, and bubbles. This requires the purest raw material and processing techniques carried out flawlessly.

Color.



Perfect crystal is also characterized by color intensity and fidelity, independent of size and cut. If a crystal reflects light particularly well and disperses all its spectral hues, it will give rise to a fiery play of color in both the crystal and the immediate environment.

Contour.



Meticulous quality control in Swarovski's manufacturing process ensures perfectly shaped, flawlessly faceted crystals.

Care.



Sustainability concerning the selection and composition of ingredients, responsible production, and conscientious handling of legislation, customers, and the environment are essential values in modern crystal production.



SWAROVSKI STRASS® LIGHTING COMPONENTS

8044 Bobeche/4-hole

Technical drawings include a perspective view, a top-down view showing a central hole and four holes around the perimeter, and a side profile view.

COLOR Crystal

CENTER HOLE
min Ø 26.1 mm

SIZE	
	90 mm

8048 Bobeche/5-hole

Technical drawings include a perspective view, a top-down view showing a central hole and five holes around the perimeter, and a side profile view.

COLOR Crystal

CENTER HOLE
min Ø 26.1 mm

SIZES	
	90 mm
	110 mm

8060 Center Part

Technical drawings include a perspective view, a top-down view, and a side profile view.

COLOR Crystal

CENTER HOLE
050 391 – min Ø 10.1 mm
050 392 – min Ø 13.1 mm

NUMBERS	SIZES
050 391	50 mm
050 392	50 mm

8061 Center Part

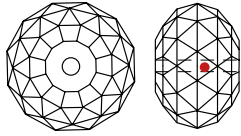
Technical drawings include a perspective view, a top-down view, and a side profile view.

COLOR Crystal

CENTER HOLE
040 402 – min Ø 13.1 mm

NUMBER	SIZE
040 402	40 × 39 mm

8063 Center Part

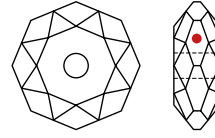


CENTER HOLE
080 462 – min \varnothing 13.1 mm

NUMBER	SIZE
080 462	80 mm



8065 Center Part

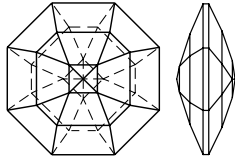


CENTER HOLE
055 201 – min \varnothing 10.1 mm
055 202 – min \varnothing 13.1 mm

NUMBERS	SIZES
055 201	55 mm
055 202	55 mm



8114 XXL Octagon Lily/no-hole

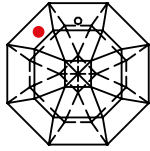


SIZE
175 mm



SWAROVSKI STRASS® LIGHTING COMPONENTS

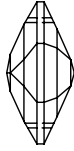
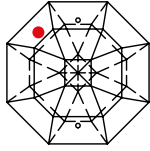
8115 Octagon Lily



SIZES		COLORS																					
12 mm		Crystal	Antique Green	Arctic White	Blue Violet	Bordeaux	Dark Sapphire	Emerald	Jet	Light Peridot	Light Topaz	Medium Sapphire	Rosaline	Silk	Topaz	Violet	SHIMMER EFFECTS NEW!	Crystal Shimmer	Antique Green Shimmer	Light Peridot Shimmer	Light Topaz Shimmer	Medium Sapphire Shimmer	Violet Shimmer
14 mm	■	■	■	■	■	■	■	■	■	■	■	■	■	■	■	■	■	■	■	■	■	■	■
16 mm	■																						
18 mm	■																						
20 mm	■																						
22 mm	■																						
24 mm	■																						
26 mm	■																						
28 mm	■																						
30 mm	■																						
40 mm	■																						
50 mm	■																						
60 mm	■																						

SWAROVSKI STRASS® LIGHTING COMPONENTS

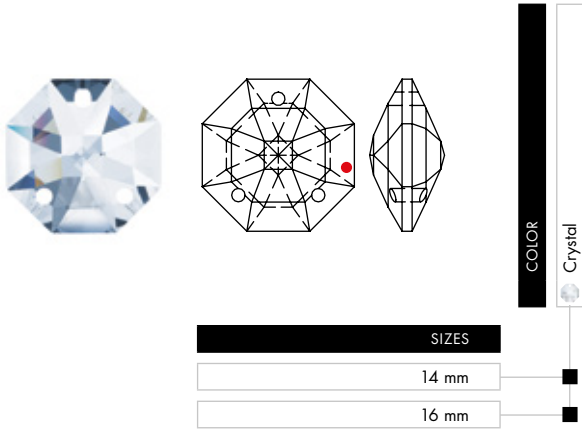
8116 Octagon Lily/2-hole



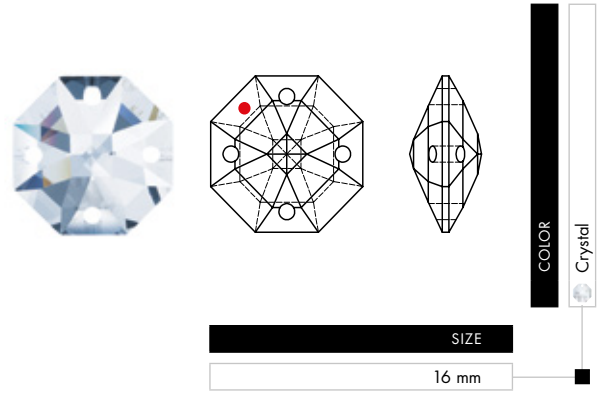
		COLORS														SHIMMER EFFECTS NEW!													
		Crystal	Antique Green	Arctic White	Blue Violet	Bordeaux	Dark Sapphire	Emerald	Jet	Light Peridot	Light Topaz	Medium Sapphire	Rosaline	Silk	Topaz	Violet	Crystal Shimmer	Antique Green Shimmer	Light Peridot Shimmer	Light Topaz Shimmer	Medium Sapphire Shimmer	Violet Shimmer							
SIZES																													
10 mm		■																											
12 mm		■																											
14 mm		■	■	■	■	■	■	■	■	■	■	■	■	■	■	■	■	■	■	■	■	■							
16 mm		■																											
18 mm		■																											
20 mm		■																											
22 mm		■																											
24 mm		■																											
26 mm		■																											
28 mm		■																											
30 mm		■																											
32 mm		■																											
34 mm		■																											
36 mm		■																											
38 mm		■																											
40 mm		■																											
50 mm		■																											
60 mm		■																											

SWAROVSKI STRASS® LIGHTING COMPONENTS

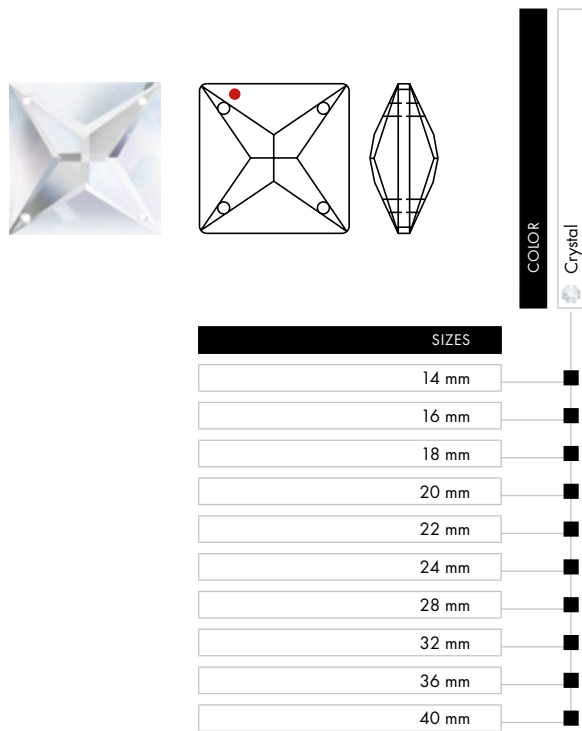
8117 Octagon Lily/3-hole



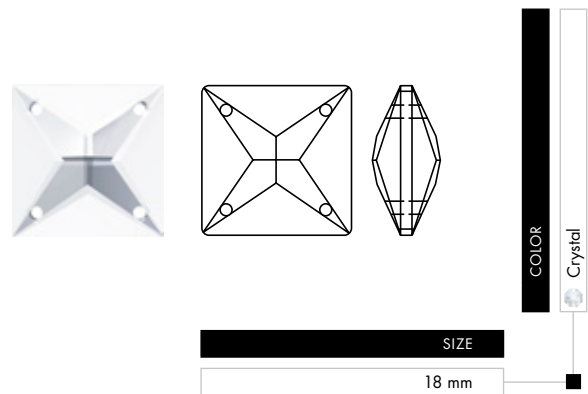
8118 Octagon Lily/4-hole



8124 Square Stone/4-hole

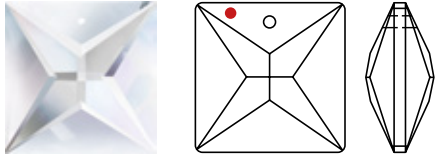


8124/G Square Stone/4-hole Partly Frosted*



* also available in other sizes upon request

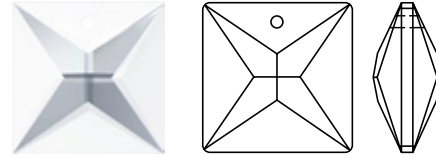
8125 Square Stone



COLOR Crystal

SIZES	
14 mm	<input type="checkbox"/>
18 mm	<input type="checkbox"/>
20 mm	<input type="checkbox"/>
22 mm	<input type="checkbox"/>
24 mm	<input type="checkbox"/>

8125/G Square Stone Partly Frosted*

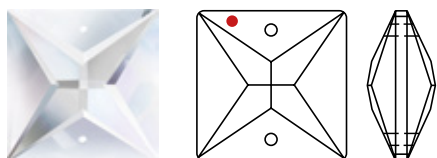


COLOR Crystal

SIZE	
22 mm	<input type="checkbox"/>

* also available in other sizes upon request

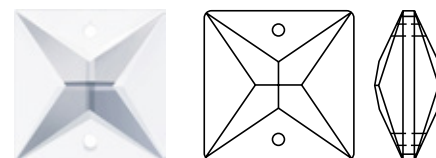
8126 Square Stone/2-hole



COLOR Crystal

SIZES	
14 mm	<input type="checkbox"/>
16 mm	<input type="checkbox"/>
18 mm	<input type="checkbox"/>
20 mm	<input type="checkbox"/>
22 mm	<input type="checkbox"/>
24 mm	<input type="checkbox"/>

8126/G Square Stone/2-hole Partly Frosted*



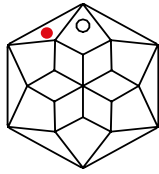
COLOR Crystal

SIZE	
22 mm	<input type="checkbox"/>

* also available in other sizes upon request

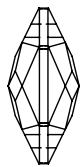
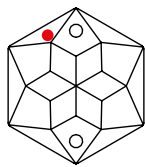
SWAROVSKI STRASS® LIGHTING COMPONENTS

8135 Hexagon Star



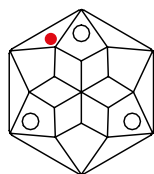
COLORS		Crystal	Medium Sapphire	Rosaline	Silk	SHIMMER EFFECT NEW!	Crystal Shimmer	EFFECTS	Crystal Blue AB	Crystal Golden Shadow	Crystal Paradise Shine
SIZES											
14 × 12 mm		■	■	■	■	■	■	■	■	■	■
16 × 14 mm		■									
18 × 16 mm		■									
20 × 17.5 mm		■									
22 × 19 mm		■									
24 × 21 mm		■									
26 × 22.5 mm		■									
28 × 24.5 mm		■									

8136 Hexagon Star/2-hole



COLORS		Crystal	Medium Sapphire	Rosaline	Silk	SHIMMER EFFECT NEW!	Crystal Shimmer	EFFECTS	Crystal Blue AB	Crystal Golden Shadow	Crystal Paradise Shine
SIZES											
14 × 12 mm		■	■	■	■	■	■	■	■	■	■
16 × 14 mm		■									
18 × 16 mm		■									
20 × 17.5 mm		■									
22 × 19 mm		■									
24 × 21 mm		■									
26 × 22.5 mm		■									
28 × 24.5 mm		■									

8137 Hexagon Star/3-hole



SIZE
16 × 14 mm

8269 Drop Combination




Nr. ...001

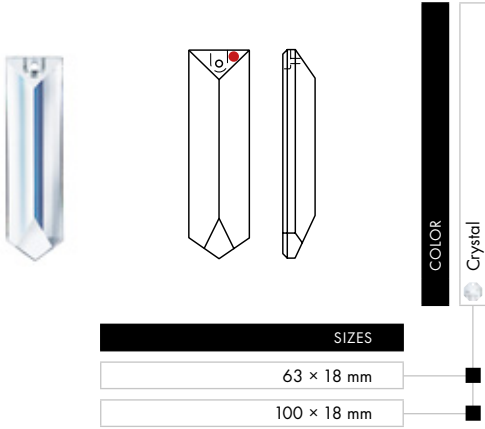
Nr. ...002



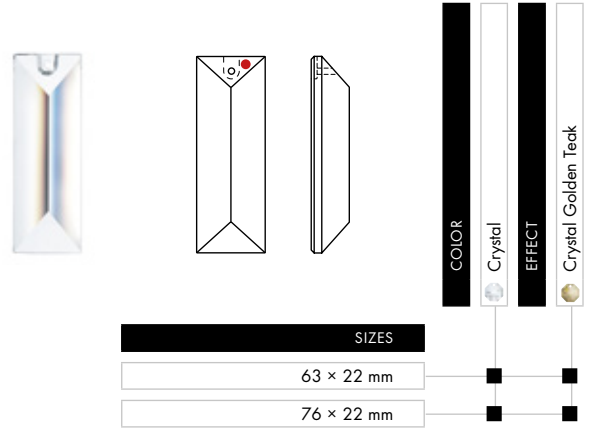
NUMBERS	SIZES
081 001	81 × 13 mm
145 001	145 × 19 mm
075 002	75 × 14 mm
137 002	137 × 23 mm



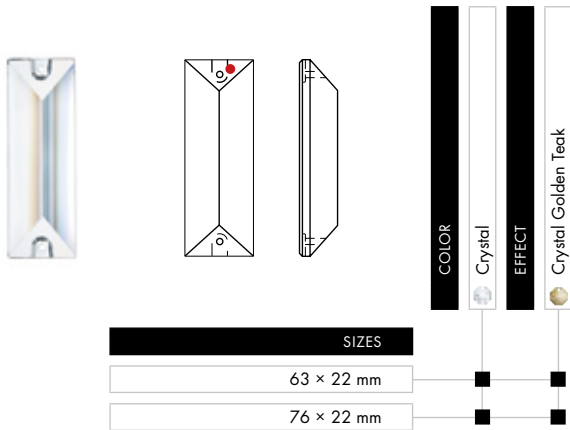
8305 Prism



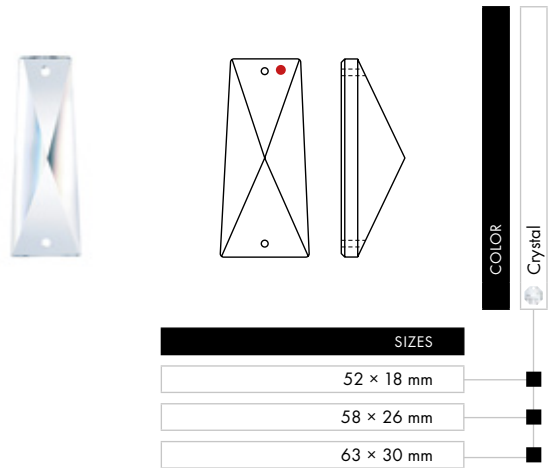
8321 Prism



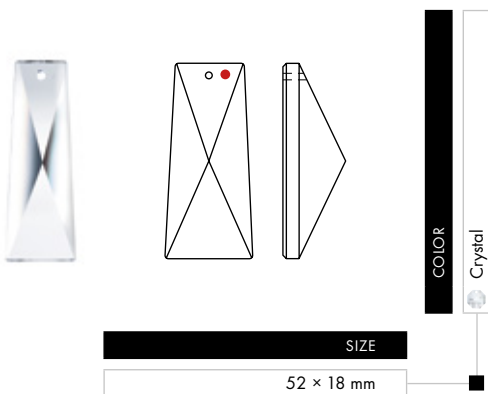
8322 Prism/2-hole




8450 Coffin Stone/2-hole



8451 Coffin Stone

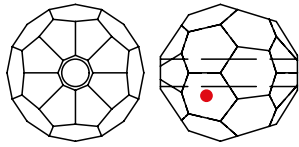


8470 Bobeche



SWAROVSKI STRASS® LIGHTING COMPONENTS

8502 Bead

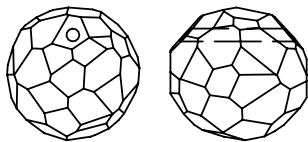


COLORS*	
	Crystal
	Arctic White
	Topaz
EFFECTS	
	Crystal Blue AB
	Crystal Golden Teak

SIZES	
5 mm	■
6 mm	■
7 mm	■
8 mm	■
9 mm	■
10 mm	■ ■ ■ ■ ■
11 mm	■
12 mm	■
14 mm	■
16 mm	■
18 mm	■
20 mm	■

* Other colors and effects available upon request

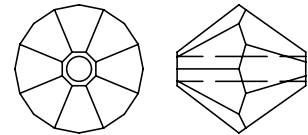
8503 Asymmetric Bead



COLOR	
	Crystal

SIZES	
10 mm	■
14 mm	■
18 mm	■

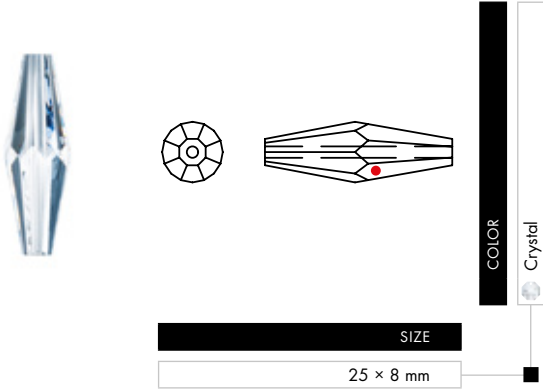
8505 Bead



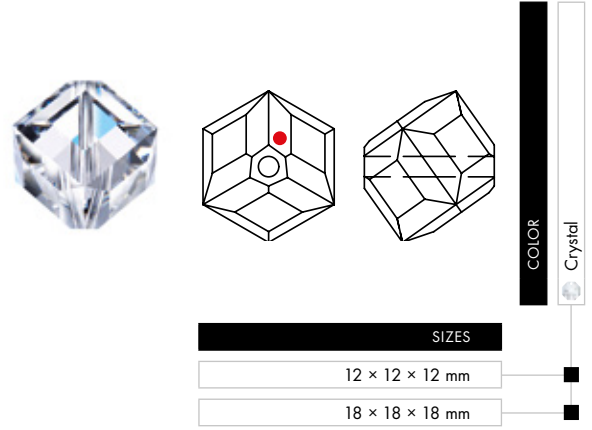
COLOR	
	Crystal

SIZE	
7 mm	■

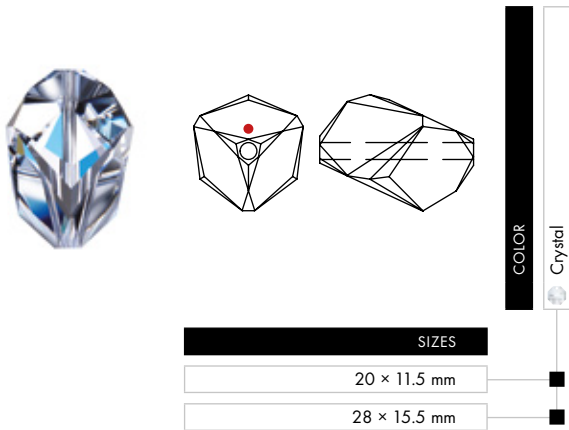
8543 Long Hole Bead



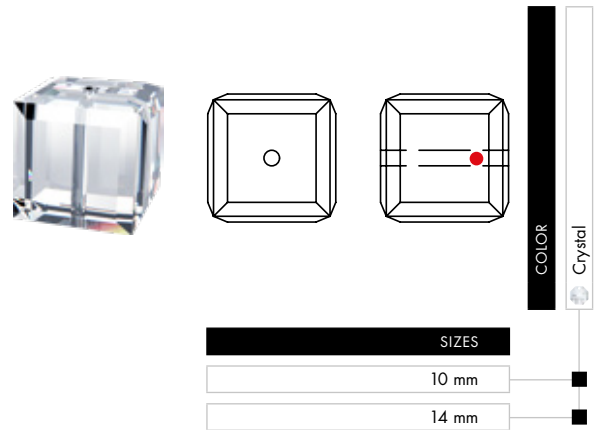
8546 Dice Bead



8547 Vibrant Bead

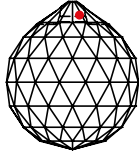
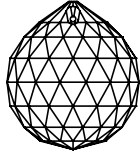


8548 Cube



SWAROVSKI STRASS® LIGHTING COMPONENTS

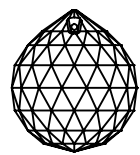
8558 Ball 224 Facets



SIZES		COLORS														EFFECTS		
20 mm**		Crystal	Antique Green	Arctic White	Blue Violet	Bordeaux	Dark Sapphire	Jet	Light Peridot	Light Topaz	Medium Sapphire	Rosaline	Silk	Topaz	Violet	Crystal Blue AB	Crystal Golden Shadow	Crystal Golden Teak
30 mm		■	■	■	■	■	■	■	■	■	■	■	■	■	■	■	■	■
40 mm		■	■	■	■	■	■	■	■	■	■	■	■	■	■	■	■	■
50 mm		■																
60 mm		■																
70 mm		■																
100 mm		■																

** 168 facets

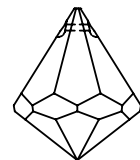
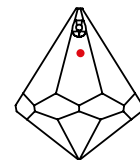
8558/G Ball 224 Facets Partly Frosted*



SIZES*		COLOR
30 mm		Crystal
40 mm		■

* also available in other sizes upon request

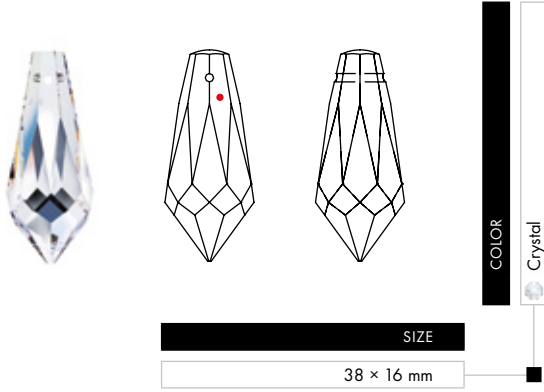
8560 Cone Stone



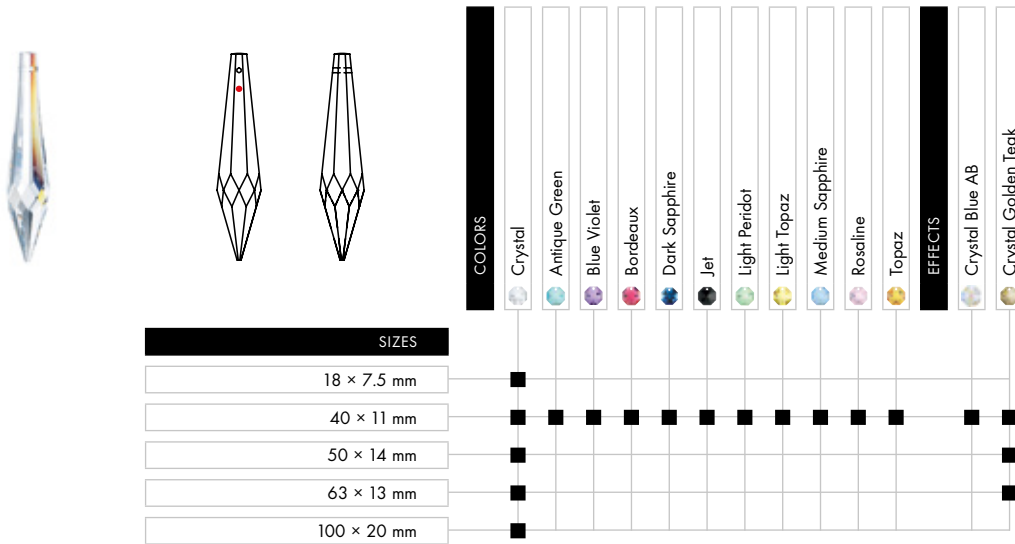
SIZES		COLOR
30 × 24 mm		Crystal
40 × 34 mm		■
50 × 42 mm		■

SWAROVSKI STRASS® LIGHTING COMPONENTS

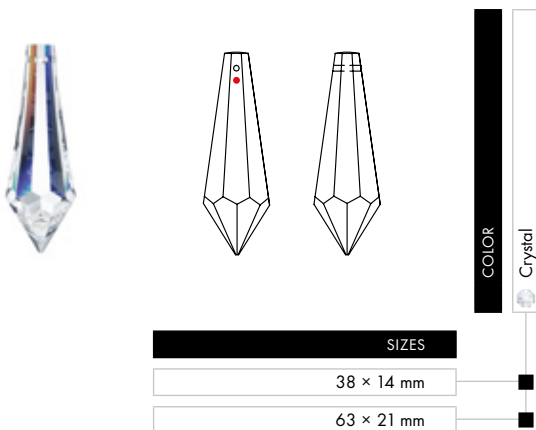
8601 Drop



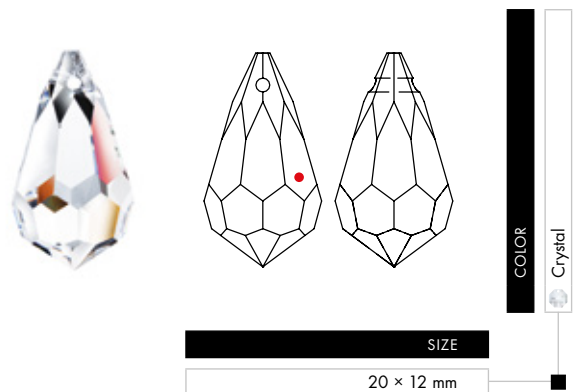
8611 Drop



8621 Drop

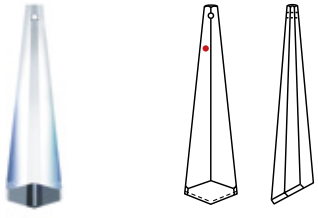


8641 Drop



SWAROVSKI STRASS® LIGHTING COMPONENTS

8671 Hexagonal Prism

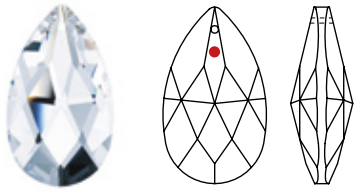


COLOR
Crystal

SIZES

63 × 16 mm
76 × 20 mm

8721 Pear Shape



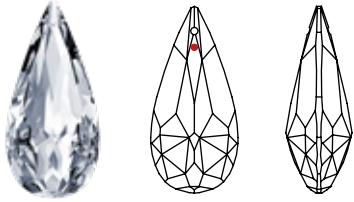
COLORS

Crystal	Antique Green	Arctic White	Blue Violet	Bordeaux	Dark Sapphire	Jet	Light Peridot	Light Topaz	Medium Sapphire	Rosaline	Silk	Topaz	Violet	SHIMMER EFFECT NEW!	Crystal Shimmer	EFFECTS	Crystal Blue AB	Crystal Bronze Shade	Crystal Golden Shadow	Crystal Golden Teak	Crystal Silver Shade
---------	---------------	--------------	-------------	----------	---------------	-----	---------------	-------------	-----------------	----------	------	-------	--------	---------------------	-----------------	---------	-----------------	----------------------	-----------------------	---------------------	----------------------

SIZES

28 × 17 mm	■	■	■	■	■	■	■	■	■	■	■	■	■	■	■	■	■	■	■	■	■
38 × 22 mm	■	■	■	■	■	■	■	■	■	■	■	■	■	■	■	■	■	■	■	■	■
50 × 29 mm	■	■	■	■	■	■	■	■	■	■	■	■	■	■	■	■	■	■	■	■	■
63 × 37 mm	■									■		■		■		■	■	■	■	■	■
76 × 44 mm	■														■		■	■	■	■	■
89 × 52 mm	■														■		■		■	■	■
100 × 58 mm	■																				
125 × 73 mm	■																				
150 × 88 mm	■																				
XXL 175 × 102 mm	■																				

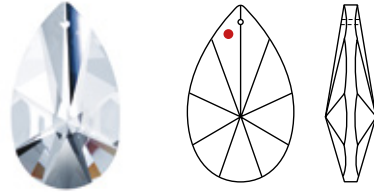
8725 Radiant Pear Shape ^{NEW!}



COLOR	Crystal
SHIMMER EFFECT NEW!	Crystal Shimmer
EFFECTS	Crystal Blue AB Crystal Golden Shadow Crystal Golden Teak

SIZES	
38 × 18 mm	■
50 × 23 mm	■
63 × 29 mm	■
76 × 36 mm	■
89 × 42 mm	■


8731 Pear Shape



COLOR	Crystal
--------------	---------

SIZES	
38 × 22 mm	■
50 × 29 mm	■
63 × 37 mm	■
76 × 44 mm	■

8741 Pear Shape

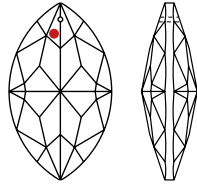


COLOR	Crystal
--------------	---------

SIZES	
38 × 25 mm	■
50 × 34 mm	■
63 × 43 mm	■
76 × 52 mm	■
89 × 60 mm	■

SWAROVSKI STRASS® LIGHTING COMPONENTS

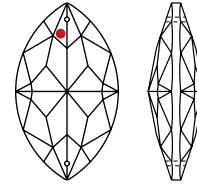
8745 Oval Pear Shape



COLOR	Crystal
EFFECT	Crystal Blue AB

SIZES	
38 × 22 mm	■
50 × 29 mm	■

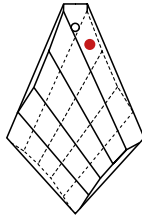
8746 Oval Pear Shape/2-hole



COLOR	Crystal
-------	---------

SIZES	
38 × 22 mm	■
50 × 29 mm	■

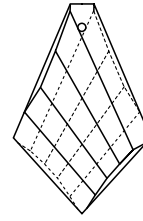
8755 Kite Pear Shape



COLOR	Crystal
-------	---------

SIZE	
50 × 31 mm	■

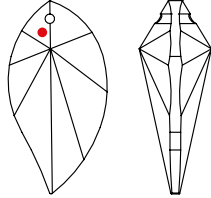
8755/G Kite Pear Shape Partly Frosted



COLOR	Crystal
-------	---------

SIZE	
50 × 31 mm	■

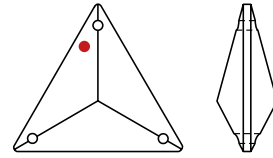

8806 New Leaf



COLORS	
	Crystal
	Arctic White

SIZES	
	28 × 14 mm
	40 × 21 mm

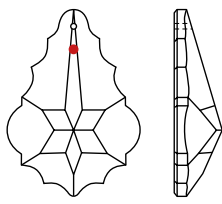
8833 Triangle/3-hole



COLOR	
	Crystal

SIZE	
	30 mm

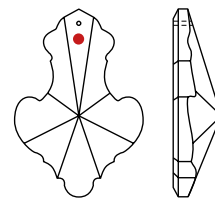
8901 Pendeloque



COLOR	
	Crystal
EFFECTS	
	Crystal Golden Shadow
	Crystal Golden Teak

SIZES	
	38 × 27 mm
	50 × 35 mm
	63 × 43 mm
	76 × 52 mm
	89 × 62 mm
	100 × 70 mm
	114 × 79 mm
	140 × 97 mm

8904 Pendeloque

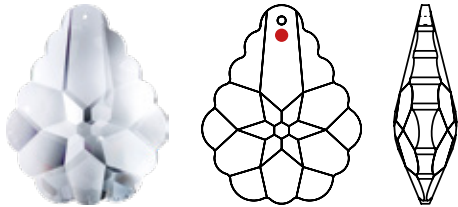


COLOR	
	Crystal

SIZES	
	76 × 50 mm
	89 × 59 mm

SWAROVSKI STRASS® LIGHTING COMPONENTS

8908 Arabesque Pendeloque

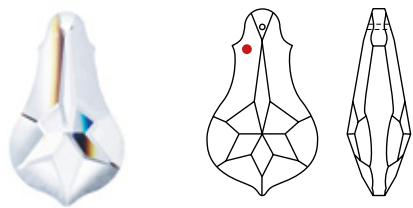


COLORS	
Crystal	Silk

EFFECTS	
Crystal Golden Shadow	Crystal Silver Shade

SIZES	
50 × 39 mm	
63 × 51 mm	
76 × 61 mm	
89 × 72 mm	
100 × 81 mm	

8930 Pendeloque

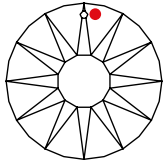


COLOR	
Crystal	

EFFECTS	
Crystal Golden Shadow	Crystal Golden Teak

SIZES	
50 × 30 mm	
63 × 37 mm	
76 × 44 mm	
89 × 52 mm	
100 × 59 mm	
150 × 88 mm	
XXL 175 × 102 mm	

8950 Sun



COLOR

Crystal

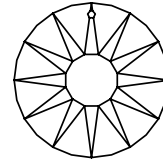
NUMBER

SIZE

001 140

40 mm

8950/G Sun Partly Frosted



COLOR

Crystal

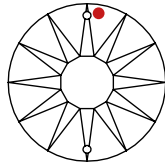
NUMBER

SIZE

001 140

40 mm

8950 Sun/2-hole



COLOR

Crystal

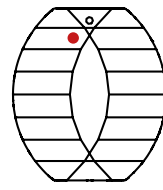
NUMBER

SIZE

001 240

40 mm

8950 View



COLOR

Crystal

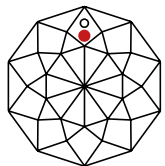
NUMBER

SIZE

003 138

38 × 34 mm

8950 Dahlia



COLOR

Crystal

NUMBERS

SIZES

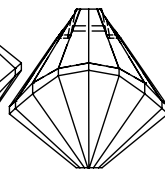
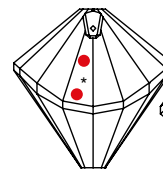
005 138

38 × 18 mm

005 150

50 × 24 mm

8950 Pirouette



COLOR

Crystal

NUMBERS

SIZES

101 120

20 × 20 mm

101 140

40 × 40 mm

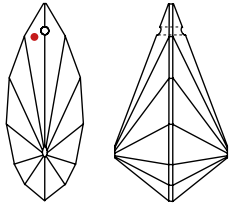
101 160

60 × 60 mm

* lower dot is for 20 × 20 mm, the upper one for 40 × 40 and 60 × 60 mm

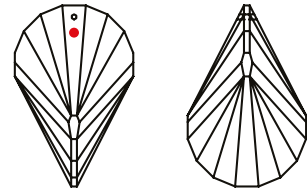
SWAROVSKI STRASS® LIGHTING COMPONENTS

8950 Vibe




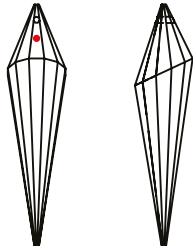
NUMBERS	SIZES
202 150	50 × 19 × 28 mm
202 163	63 × 25 × 35 mm
202 176	76 × 30 × 43 mm
202 189	89 × 35 × 50 mm
202 550	150 × 59 × 85 mm

8950 Oloid



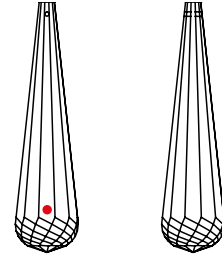
NUMBERS	SIZES
203 150	50 × 33 mm
203 163	63 × 41 mm
203 176	76 × 50 mm

8950 Cone



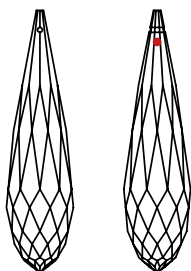
NUMBERS	SIZES
301 176	76 × 18 mm
301 100	100 × 24 mm

8950 Flow



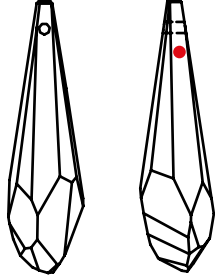
NUMBER	SIZE
302 100	100 × 25 mm

8950 Briolette



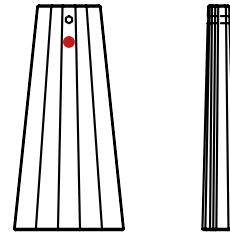
NUMBERS	SIZES
305 176	76 × 20 mm
305 100	100 × 25 mm

8950 Polygon Drop



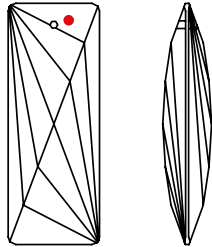
NUMBERS	SIZES
307 150	50 × 13 mm
307 163	63 × 19 mm
307 176	76 × 20 mm
307 100	100 × 25 mm

8950 Wing



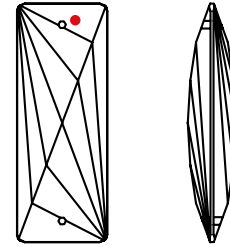
NUMBERS	SIZES
401 163	63 × 31 mm
401 180	80 × 39 mm

8950 Rectangular Prism



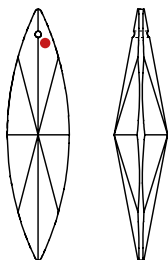
NUMBERS	SIZES
404 150	50 × 19 mm
404 163	63 × 24 mm
404 176	76 × 29 mm

8950 Rectangular Prism/2-hole



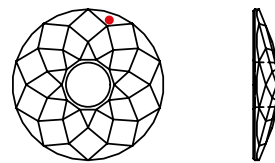
NUMBERS	SIZES
404 250	50 × 19 mm
404 263	63 × 24 mm
404 276	76 × 29 mm

8950 Flash



NUMBER	SIZE
501 180	80 × 19 mm

8950 Bobeche

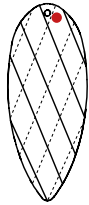


CENTER HOLE
802 090 – min Ø 26.1 mm

NUMBER	SIZE
802 090	90 mm


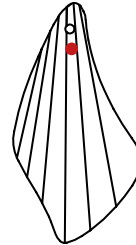
SWAROVSKI STRASS® LIGHTING COMPONENTS

8950 Wave



NUMBER	SIZE
806 163	63 × 25 mm

8950 Bird Wing




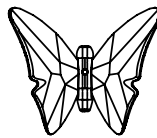
NUMBERS	SIZES
809 150	50 × 25 mm
809 163	63 × 33 mm
809 176	76 × 40 mm
809 189	89 × 47 mm

8981 Butterfly




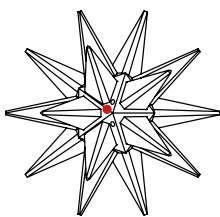
NUMBER	SIZE
004 140	43 × 51 mm

8981 XL Butterfly ^{NEW!}



NUMBER	SIZE
004 185	85 × 103 mm

8983 Moravian Star



NUMBERS	SIZES
001 145	45 × 56 mm
001 194	94 × 117 mm

8984 Finial*



24k Gold plated – Thread size M10


NUMBER	SIZE
500 083	129 × 26 mm

* Reducer: see page 88

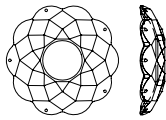


CONTENT

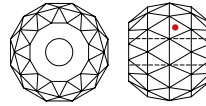
• The position of the laser-engraved Quality Signature is indicated by a red dot.



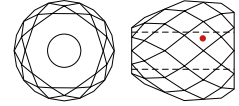
8044 Bobeche/4-hole
Page 14



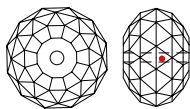
8048 Bobeche/5-hole
Page 14



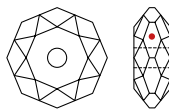
8060 Center Part
Page 14



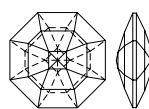
8061 Center Part
Page 14



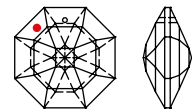
8063 Center Part
Page 15



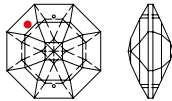
8065 Center Part
Page 15



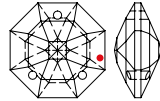
8114 XXL Octagon Lily/no-hole
Page 15



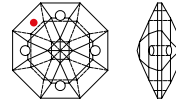
8115 Octagon Lily
Page 16



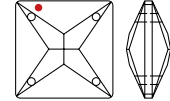
8116 Octagon Lily/2-hole
Page 18



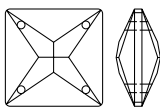
8117 Octagon Lily/3-hole
Page 20



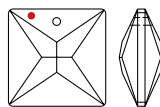
8118 Octagon Lily/4-hole
Page 20



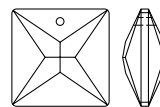
8124 Square Stone/4-hole
Page 20



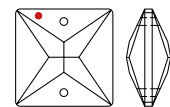
8124/G Square Stone/4-hole Partly Frosted
Page 20



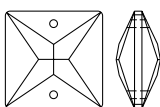
8125 Square Stone
Page 21



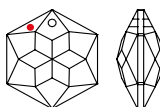
8125/G Square Stone Partly Frosted
Page 21



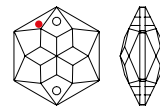
8126 Square Stone/2-hole
Page 21



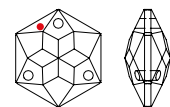
8126/G Square Stone/2-hole Partly Frosted
Page 21



8135 Hexagon Star
Page 22



8136 Hexagon Star/2-hole
Page 22

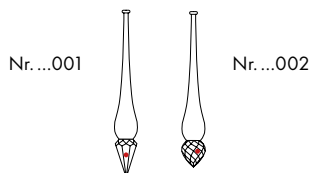


8137 Hexagon Star/3-hole
Page 23

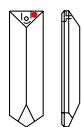
Please note: Due to the nature and size (form, diameter, etc.) of our products, the position of the laser-engraved Quality Signature may vary around the circumference.

CONTENT

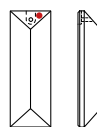
• The position of the laser-engraved Quality Signature is indicated by a red dot.



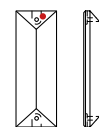
8269 Drop Combination
Page 23



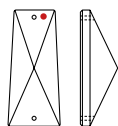
8305 Prism
Page 25



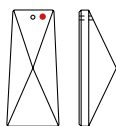
8321 Prism
Page 25



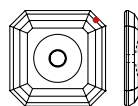
8322 Prism/2-hole
Page 25



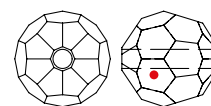
8450 Coffin Stone/2-hole
Page 25



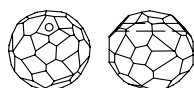
8451 Coffin Stone
Page 25



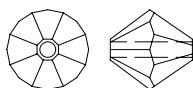
8470 Bobeche
Page 25



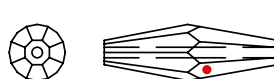
8502 Bead
Page 26



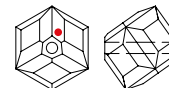
8503 Asymmetric Bead
Page 26



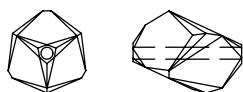
8505 Bead
Page 26



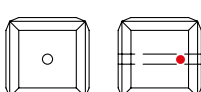
8543 Long Hole Bead
Page 27



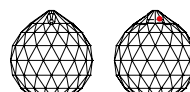
8546 Dice Bead
Page 27



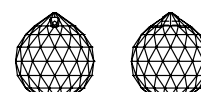
8547 Vibrant Bead
Page 27



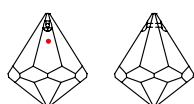
8548 Cube
Page 27



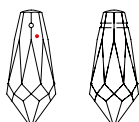
8558 Ball 224 Facets
Page 28



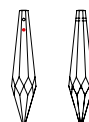
8558/G Ball 224 Facets Partly Frosted
Page 28



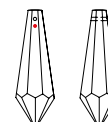
8560 Cone Stone
Page 28



8601 Drop
Page 29



8611 Drop
Page 29

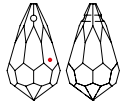


8621 Drop
Page 29

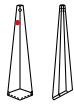
Please note: Due to the nature and size (form, diameter, etc.) of our products, the position of the laser-engraved Quality Signature may vary around the circumference.

CONTENT

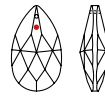
• The position of the laser-engraved Quality Signature is indicated by a red dot.



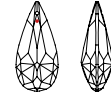
8641 Drop
Page 29



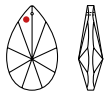
8671 Hexagonal Prism
Page 30



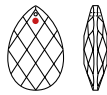
8721 Pear Shape
Page 30



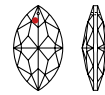
8725 Radiant Pear Shape^{NEW!}
Page 31



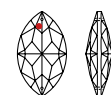
8731 Pear Shape
Page 31



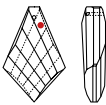
8741 Pear Shape
Page 31



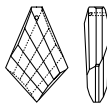
8745 Oval Pear Shape
Page 32



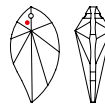
8746 Oval Pear Shape/2-hole
Page 32



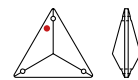
8755 Kite Pear Shape
Page 32



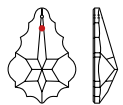
8755/G Kite Pear Shape Partly Frosted
Page 32



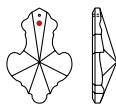
8806 New Leaf
Page 33



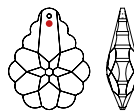
8833 Triangle/3-hole
Page 33



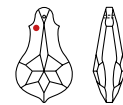
8901 Pendeloque
Page 33



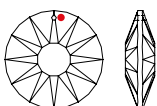
8904 Pendeloque
Page 33



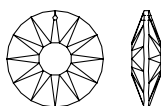
8908 Arabesque Pendeloque
Page 34



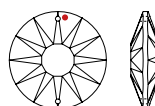
8930 Pendeloque
Page 34



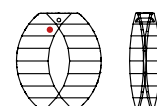
8950 Sun
Page 35



8950/G Sun Partly Frosted
Page 35



8950 Sun/2-hole
Page 35

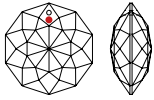


8950 View
Page 35

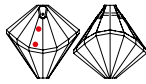
Please note: Due to the nature and size (form, diameter, etc.) of our products, the position of the laser-engraved Quality Signature may vary around the circumference.

CONTENT

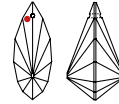
• The position of the laser-engraved Quality Signature is indicated by a red dot.



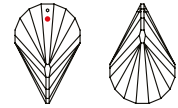
8950 Dahlia
Page 35



8950 Pirouette
Page 35



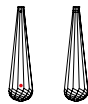
8950 Vibe
Page 36



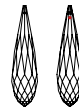
8950 Oloid
Page 36



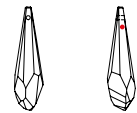
8950 Cone
Page 36



8950 Flow
Page 36



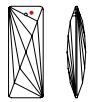
8950 Briolette
Page 36



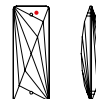
8950 Polygon Drop
Page 37



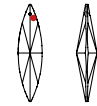
8950 Wing
Page 37



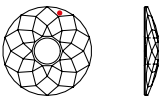
8950 Rectangular Prism
Page 37



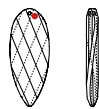
8950 Rectangular Prism/2-hole
Page 37



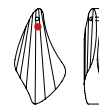
8950 Flash
Page 37



8950 Bobeche
Page 37



8950 Wave
Page 38



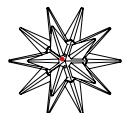
8950 Bird Wing
Page 38



8981 Butterfly
Page 38



8981 XL Butterfly ^{NEW!}
Page 38



8983 Moravian Star
Page 38



8984 Finial
Page 38

Please note: Due to the nature and size (form, diameter, etc.) of our products, the position of the laser-engraved Quality Signature may vary around the circumference.



SWAROVSKI FORWARD INTEGRATED LIGHTING PRODUCTS

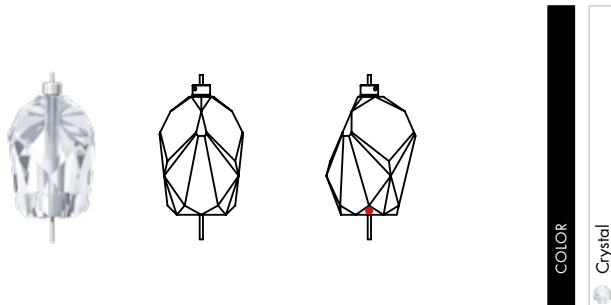
Swarovski doesn't just offer the unrivaled brilliance of its precision-cut crystal lighting components, it boasts unique cuts that have LED modules integrated into their designs.

Swarovski's Forward Integrated Lighting components feature dimmable LEDs that can be used to create eye-catching lighting installations with spectacular reflective qualities. These are particularly suitable for dramatic accent pieces or bespoke installations,

as they provide maximum flexibility in design and application. Just one more way that Swarovski's customers can further differentiate themselves in the lighting market.

SWAROVSKI FORWARD INTEGRATED LIGHTING PRODUCTS

8982 XL Vibrant Bead with integrated LED*



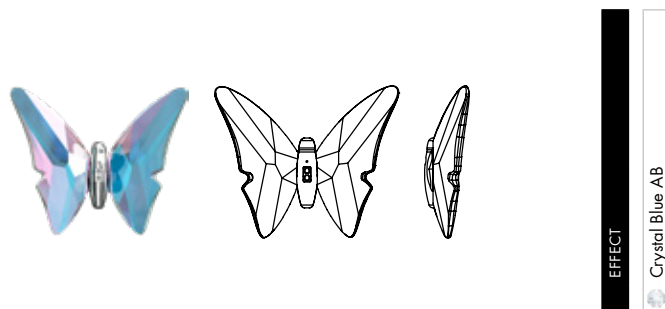
NUMBERS	COLOR TEMPERATURES	SIZES
010 108	2700 K	108 × 75 mm
011 108	4000 K	108 × 75 mm

*Country-specific import rules for electronic products may apply.

CE Complies with European directives on safety and EMC

RU UL recognized component mark

8982 XL Butterfly with integrated LED*^{NEW!}



NUMBER	COLOR TEMPERATURE	SIZE
001 085	4000 K	85 × 103 mm

*Country-specific import rules for electronic products may apply.

CE Complies with European directives on safety and EMC

RU UL recognized component mark





SWAROVSKI CRYSTAL STRANDS

From the golden age of the silver screen to lighting up recent Oscars sets, Swarovski Crystal Strands have long been a design darling in the world of high glamour. It's the simply created yet brilliantly intense and complex look that is the secret of their success.

Crystal Strands come in a vast palette of shapes, colors and effects, offering an endless source of inspiration for spectacular 2D and 3D installations. Made of myriad crystals, they can be hung in any space in numerous ways, such as strung together to form a shimmering cascade, with transformational results. Crucially, smart pinning technology has opened up countless application possibilities. These "lines of light" can hang freely or they can

be tethered at both ends to form fluid and imaginatively shaped displays. And they are as good at creating radiant focal points and subtle accent lighting as they are lavish installations. Crystal Strands have inspired the world's most creative minds to innovate in lighting, architecture, interior design, stage and set design. Now let them inspire yours.

BRILLIANCE ALL ALONG THE LINE

AVAILABLE EITHER AS STAINLESS STEEL STRANDS OR AS PINNED STRANDS

Loose crystals are threaded onto metal cables to form **Stainless Steel Strands**, while **Pinned Strands** are made by linking crystals via metal connectors.

Both versions can be arranged and assembled entirely according to your design ideas.

For inspiration and option specifications, please see pages 62 and 81.

Please contact your local sales office for custom Crystal Strands orders.

STAINLESS STEEL STRANDS / PAGE 53

Endings option / PAGE 54

Loop with Open End

Loop End Only

Open End Only

Traditional Pinning for Inox Rope

Spacing/arrangement options / PAGE 56

Regular

Regular Mixed

Irregular Mixed

Irregular Mixed Single

Inspiration / PAGE 58

PINNED STRANDS / PAGE 72

Techniques / PAGE 74

Traditional Pinning

Connector Pinning

Plain Clips

C-Shape Pinning

Outdoor Hook

Bead Pinning

Tri-Pin Connector

Inspiration / PAGE 77

STAINLESS STEEL STRANDS

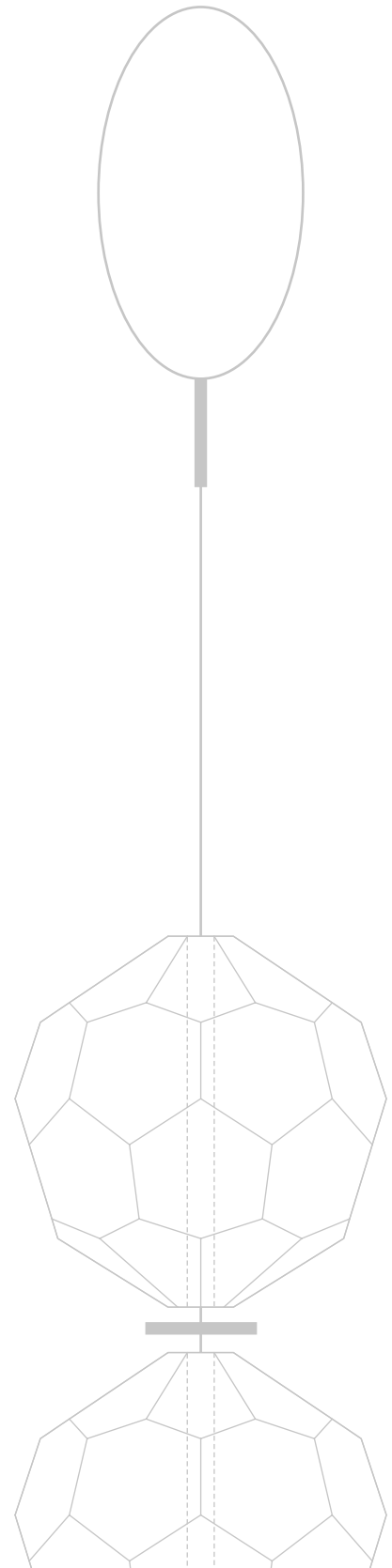


PINNED STRAND

STAINLESS STEEL STRANDS

Stainless Steel Strands consist of a stainless steel cable threaded with crystals that have one through-hole. Each crystal is held in place with a crimp bead, which also serves to prevent any damage caused by crystals knocking each other. One-holed lighting components may also be attached to the cable by means of an innovative bead-pinning technique. That means that all kinds of creative arrangements are possible, with both regular and random patterns creating spectacular optical effects.

Available in three types – Loop with Open End, Loop End Only, and Open End Only – Stainless Steel Strands are very versatile. Use the Loop End to fix the strand in place, or attach a one-hole crystal to the loop to act as a decorative end-piece. Furthermore, the strong stainless steel cable means that the strands can be hung vertically or installed horizontally across any space. This allows for an endless variety of bespoke installations, including light-filled partition walls, sculptural lighting showpieces, or shimmering three-dimensional forms. In addition, Stainless Steel Strands are perfectly suited to projects requiring longer lengths. Depending on the components used, lengths of up to 15 meters are possible. Whatever your idea, Swarovski has a bespoke solution.



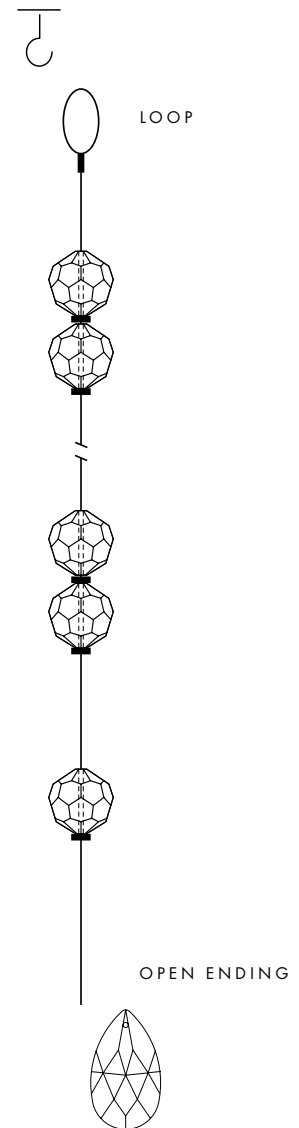




ENDINGS FOR STAINLESS STEEL STRANDS

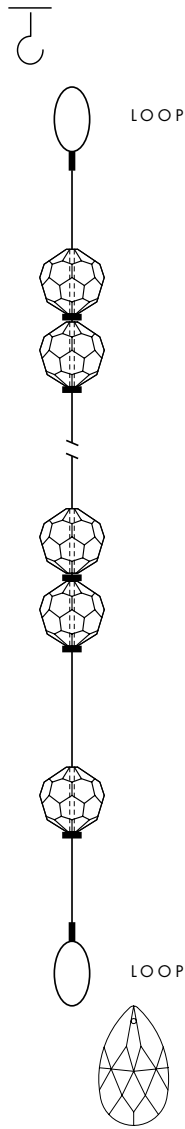
1 LOOP WITH OPEN END

The Open End can be mounted into a cable-tensioning fitting, while a decorative component can be attached to the Loop End. Alternatively, the Loop End can be used to suspend the top of the strand from a wall or ceiling. The standard Open End is 15 cm.



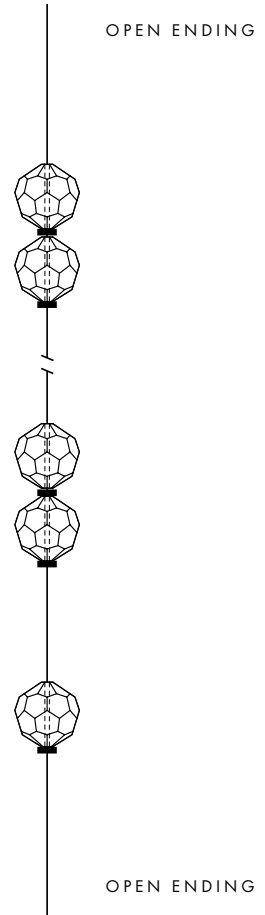
2 LOOP END ONLY

One Loop End can be used to hang the strand from a wall or ceiling, while a decorative component can be mounted or hung from the other Loop End.



3 OPEN END ONLY

The standard Open End of 15 cm at each end offers maximum flexibility, allowing for all kinds of installation.

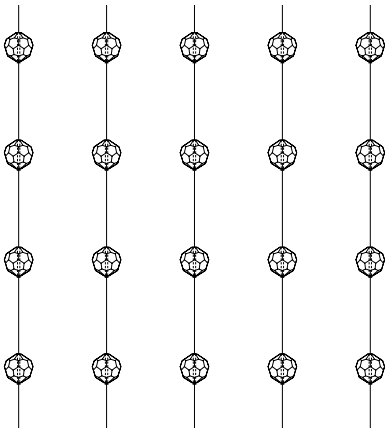


REGULAR AND IRREGULAR STAINLESS STEEL STRANDS

Diverse optical effects can be created through spacing and arrangement of the crystal components.


REGULAR

Positioning of components is consistent throughout.




REGULAR MIXED

Spacing is consistent, but the arrangement of the crystal components varies.



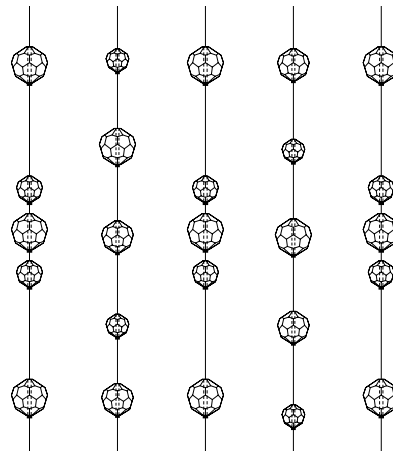
IRREGULAR MIXED

Allows for varied spacing and random arrangements of crystal components. It is also possible to thread crystals onto the strand without any spacing.



IRREGULAR MIXED SINGLE

Varied spacing and random arrangements of crystal components is possible. However, spacing between every crystal is required.



STEP BY STEP: YOUR BRILLIANT IDEA BECOMES REALITY

Select the endings for your Crystal Strand from the three options below, then create a custom design by choosing from the fantastic variety of shapes, colors and effects available.

Just follow these steps:

STEP 1 Choose a Crystal Strand design (select from the designs shown on the following pages, e.g. Regular 1)

STEP 2 Define individual length

STEP 3 Choose the top end

- OPEN END
- LOOP

STEP 4 Choose the beginning of the strand

- CRYSTAL
- STAINLESS STEEL ROPE

STEP 5 Choose the bottom end

- OPEN END
- LOOP
- CRYSTAL

STEP 6 Choose the crystal color and/or effect

ARTICLE NUMBER	SIZE	COLOR/EFFECT
<hr/>	<hr/>	<hr/>
<hr/>	<hr/>	<hr/>
<hr/>	<hr/>	<hr/>
<hr/>	<hr/>	<hr/>

STEP 7 Choose the number of strands

COMMENT



CREATIVE EXPRESSION HAS
NEVER BEEN EASIER

Stainless Steel Strands, offered in different lengths and designed to allow for a wide variety of arrangements and spacing, present an amazing array of design possibilities thanks to their wide variety of shapes.

And that's not all: crystal colors and effects can be tailored to any project, with custom options available on request.



REGULAR 1

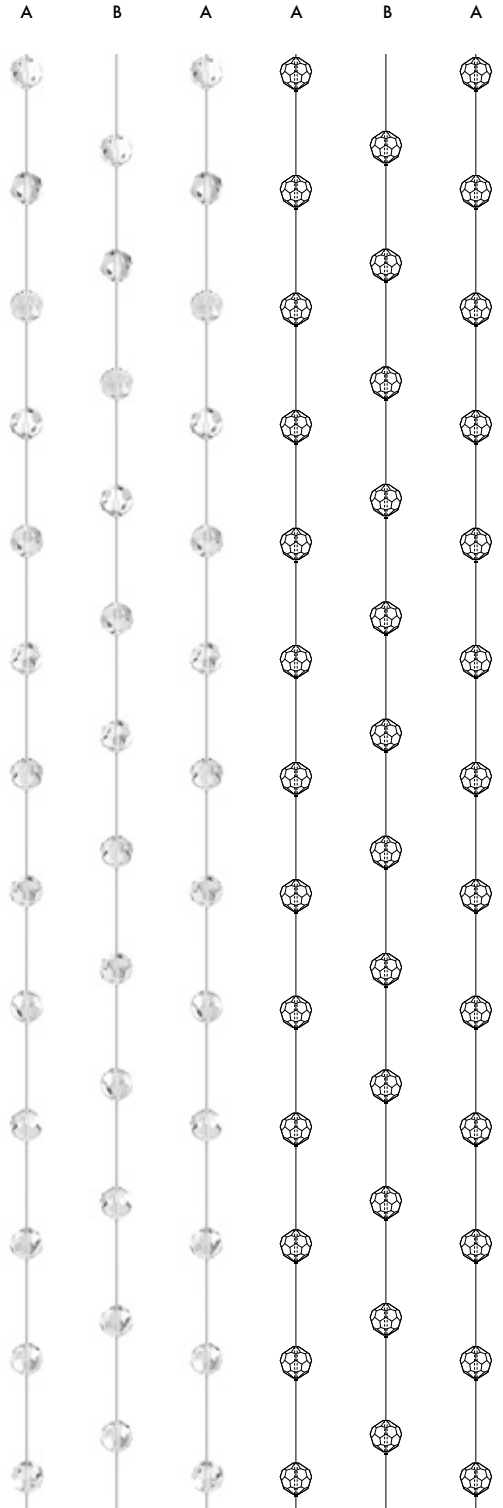
PATTERN

ART.NO (COMPONENT)	SIZE (MM)	COLOR/EFFECT	PCS./M
8502	16	Crystal	18

SPACING 4cm

- A ... begins with bead
- B ... begins with stainless steel cable

Inox with crimping bead



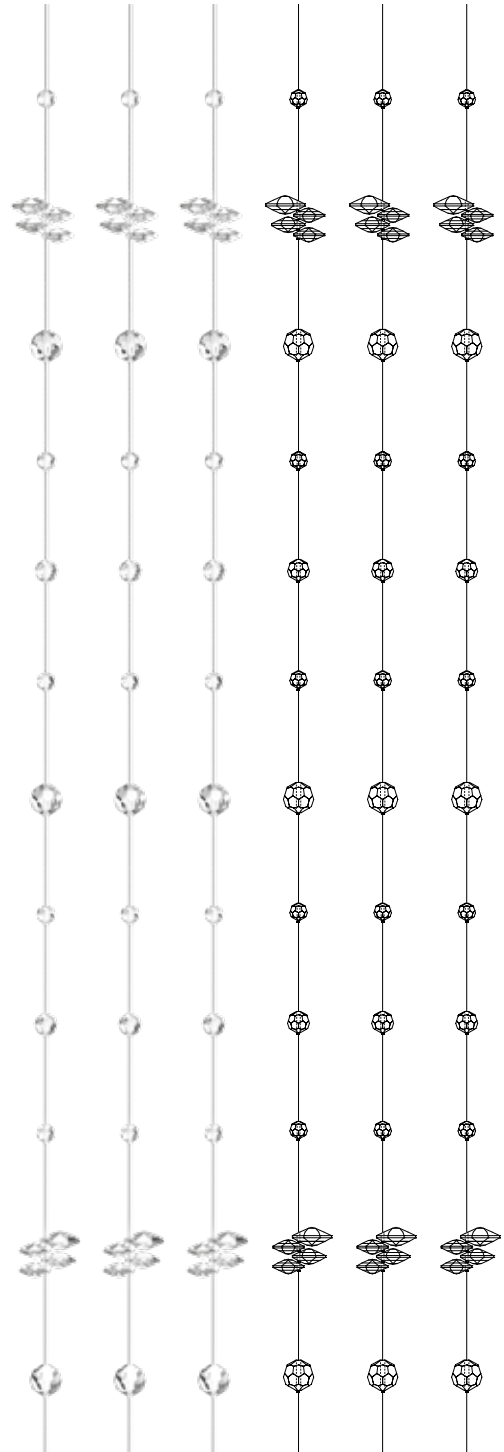
REGULAR 2

PATTERN

ART.NO (COMPONENT)	SIZE (MM)	COLOR/EFFECT	PCS./M
8502	8	Crystal	8
8502	10	Crystal	4
8502	14	Crystal	5
8115	14	Crystal	4
8115	16	Crystal	2
8115	18	Crystal	2

SPACING 4cm

Inox with crimping bead



REGULAR 3

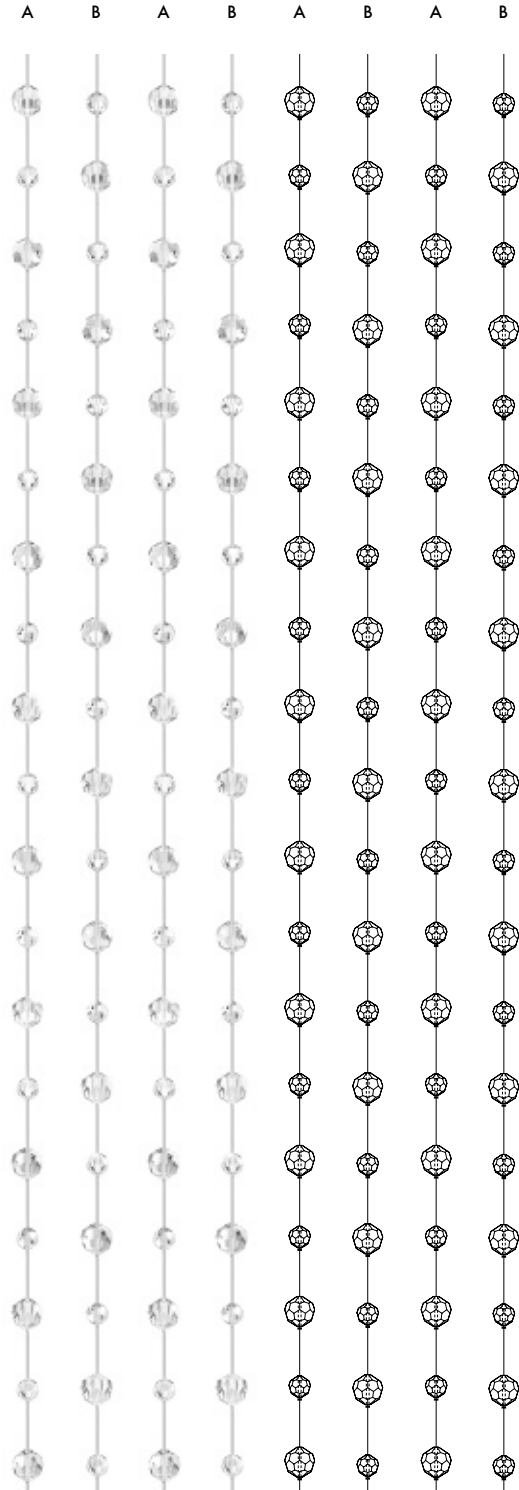
PATTERN

ART.NO (COMPONENT)	SIZE (MM)	COLOR/EFFECT	PCS./M
8502	10	Crystal	15
8502	14	Crystal	15

SPACING 4cm

A ... begins with 14mm bead
 B ... begins with 10mm bead

Inox with crimping bead



REGULAR 4

PATTERN

ART.NO (COMPONENT)	SIZE (MM)	COLOR/EFFECT	PCS./M
8505	7	Crystal	21
8502	12	Crystal	12
8502	14	Crystal	6
8546	12×12×12	Crystal	4
8547	20×11.5	Crystal	6

SPACING 3.8cm

Inox with crimping bead



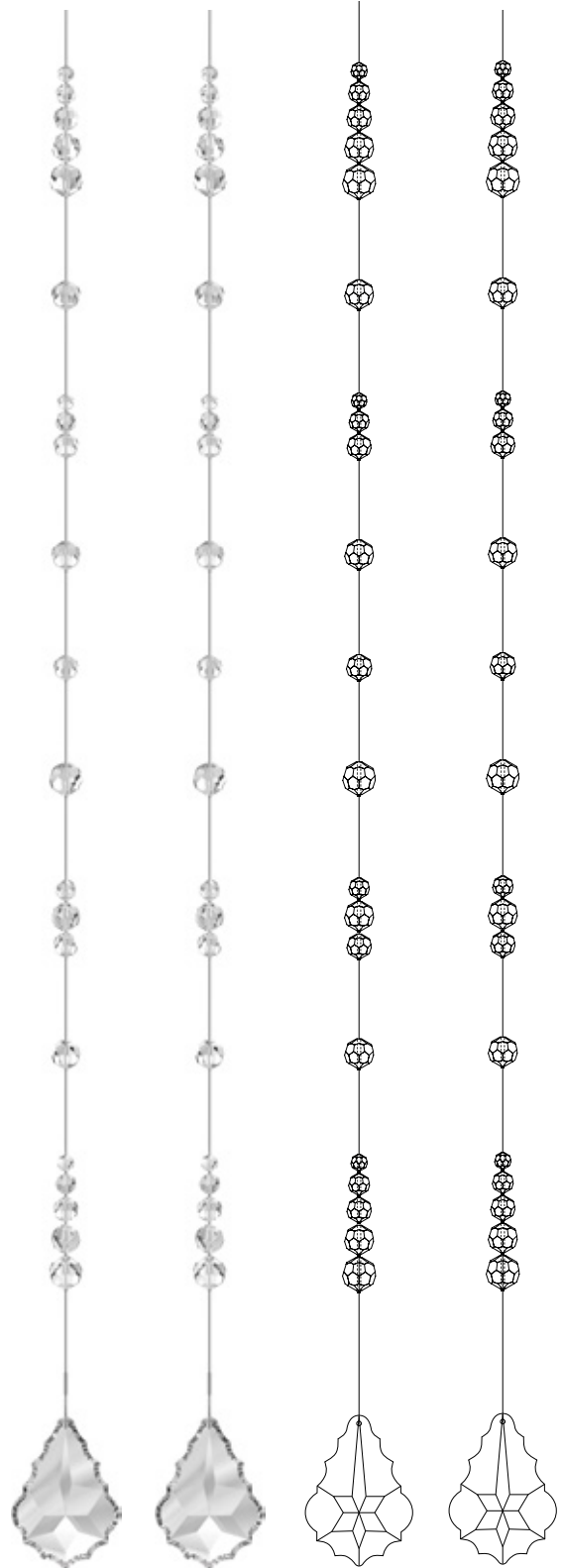
REGULAR 5

PATTERN

ART.NO (COMPONENT)	SIZE (MM)	COLOR/EFFECT	PCS./M
8502	8	Crystal	5
8502	10	Crystal	7
8502	12	Crystal	6
8502	14	Crystal	8
8502	16	Crystal	3
8901	76x52	Crystal	1

SPACING 4cm

Inox with crimping bead




REGULAR 6

PATTERN

ART.NO (COMPONENT)	SIZE (MM)	COLOR/EFFECT	PCS./M
8502	8	Crystal	5
8502	10	Crystal	5
8502	12	Crystal	14
8502	14	Crystal	5
8502	16	Crystal	5
8721	63×37	Crystal	1

SPACING 4cm

Inox with crimping bead



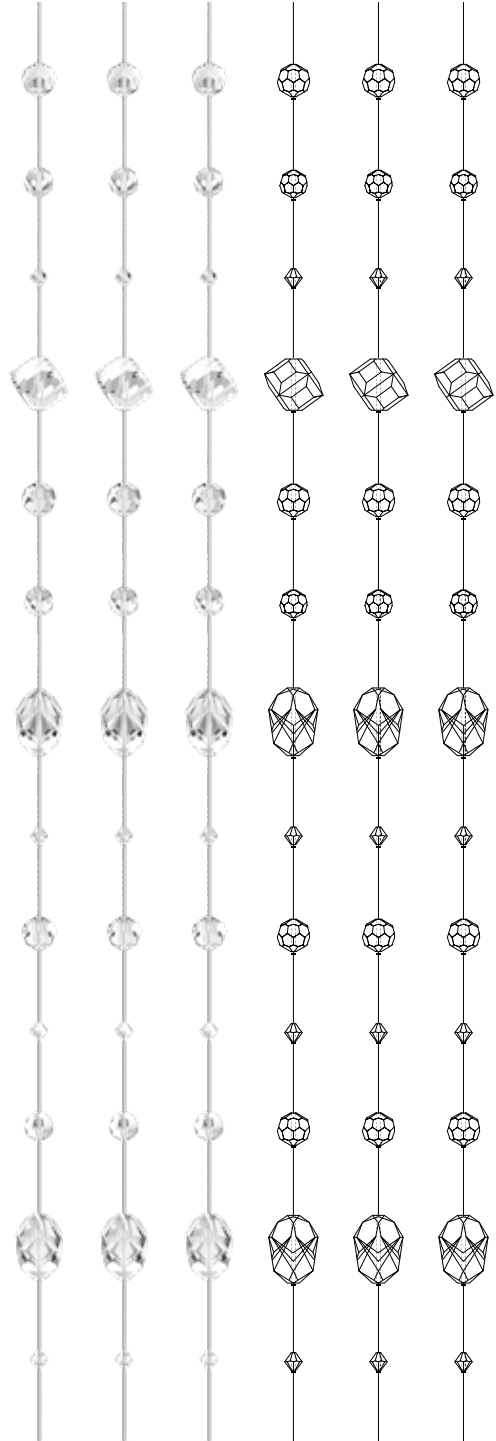
REGULAR MIXED 1

PATTERN

ART.NO (COMPONENT)	SIZE (MM)	COLOR/EFFECT	PCS./M
8505	7	Crystal	7
8502	12	Crystal	5
8502	14	Crystal	4
8546	18×18×18	Crystal	2
8547	28×15.5	Crystal	4

SPACING 3cm

Inox with crimping bead




IRREGULAR MIXED 1

PATTERN

ART.NO (COMPONENT)	SIZE (MM)	COLOR/EFFECT	PCS./M
8502	10	Crystal	15
8502	16	Crystal	15
8502	18	Crystal	5

Inox with crimping bead



IRREGULAR MIXED 2


PATTERN A

ART.NO (COMPONENT)	SIZE (MM)	COLOR/EFFECT	PCS./M
8502	8	Crystal	2
8502	10	Crystal	3
8502	12	Crystal	2
8503	10	Crystal	8
8503	14	Crystal	9
8503	18	Crystal	7

PATTERN B

ART.NO (COMPONENT)	SIZE (MM)	COLOR/EFFECT	PCS./M
8502	14	Crystal	5
8503	10	Crystal	4
8503	14	Crystal	8
8503	18	Crystal	8

Inox with crimping bead

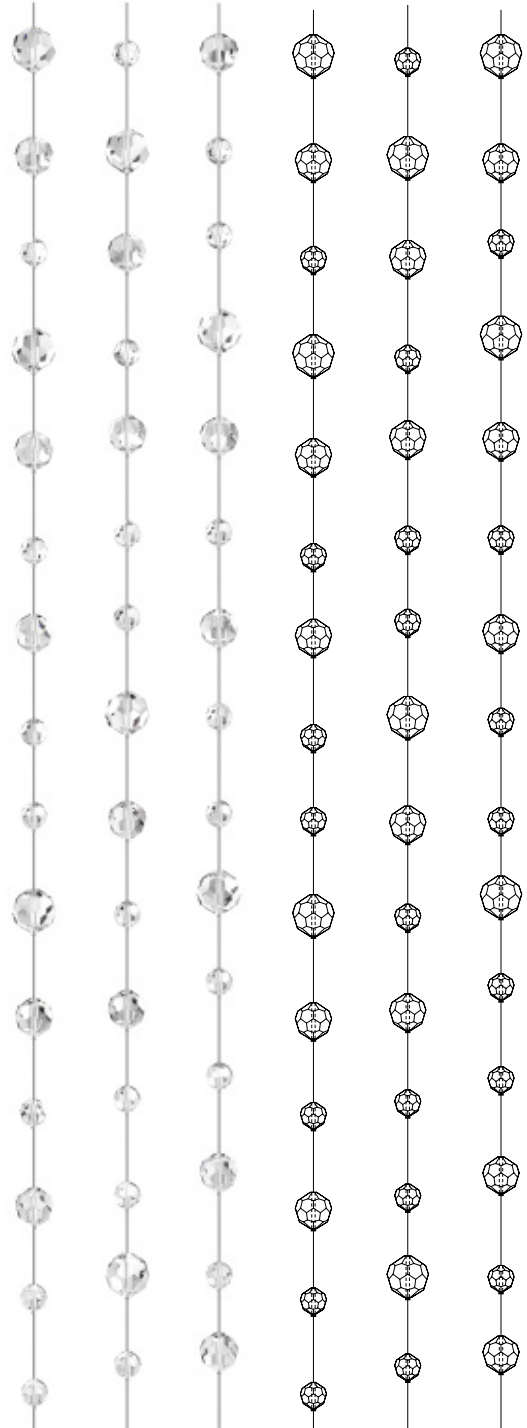


IRREGULAR MIXED SINGLE 1

PATTERN

ART.NO (COMPONENT)	SIZE (MM)	COLOR/EFFECT	PCS./M
8502	10	Crystal	15
8502	14	Crystal	10
8502	16	Crystal	10

Inox with crimping bead




IRREGULAR MIXED SINGLE 2

PATTERN

ART.NO (COMPONENT)	SIZE (MM)	COLOR/EFFECT	PCS./M
8502	10	Crystal	10
8502	14	Crystal	5
8505	7	Crystal	15

Inox with crimping bead



IRREGULAR MIXED SINGLE 3


PATTERN A


ART.NO (COMPONENT)	SIZE (MM)	COLOR/EFFECT	PCS./M
8502	10	Crystal	2
8502	12	Crystal	2
8981 004 140	43×51	Crystal Blue AB CAL VZ SI	2
8981 004 185	85×103	Crystal Blue AB	1

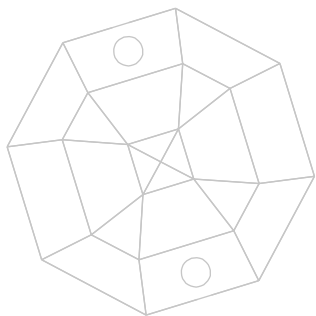
PATTERN B

ART.NO (COMPONENT)	SIZE (MM)	COLOR/EFFECT	PCS./M
8502	16	Crystal	8
8981 004 185	85×103	Crystal Blue AB	2

Inox with crimping bead





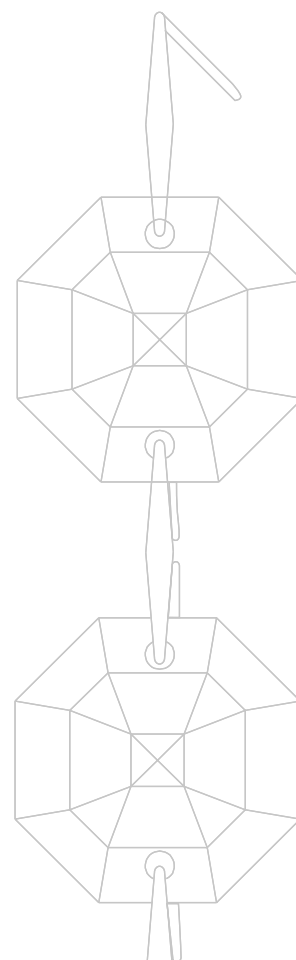
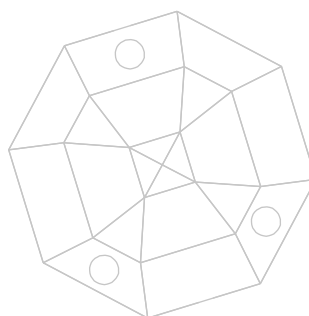
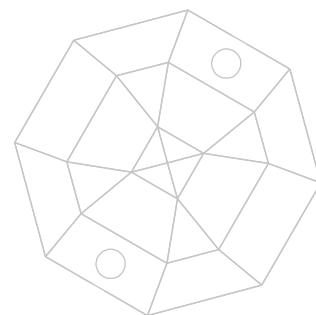


PINNED STRANDS

Unlike Stainless Steel Strands, the crystals used in Pinned Strands connect to each other via metal parts. This method requires crystals with two or more holes. One-hole crystals may be used as decorative end-pieces only.

Two-hole crystals are the most commonly used, while three-hole crystals such as the Hexagon Star open up vast creative possibilities and are ideally suited to creating dramatic net-like installations. Various connector parts are available in the Metal Parts section of our product collection.

Please note that Crystal Strands are limited in length and weight. The restrictions depend on the parts used and their specific load capacities. Tensile tests by Swarovski will establish the maximum for each project.



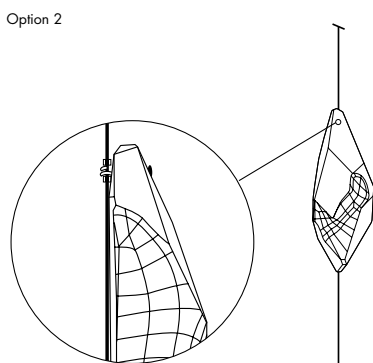
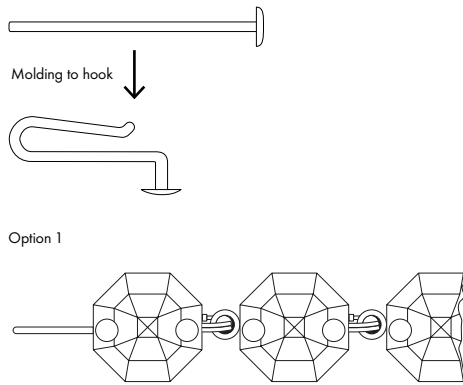


PINNING TECHNIQUES

A variety of metal parts offer different pinning techniques. Depending on the part selected, it is also possible to choose from a solid brass, and nickel- or gold-plated finish. Find out what is available in the Metal Parts section of this brochure.

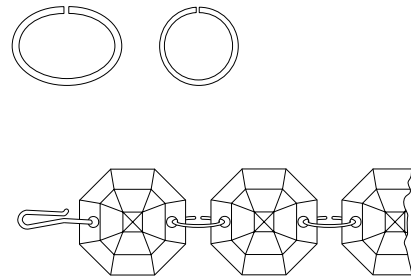
TRADITIONAL PINNING

Traditional Pinning can be used in two different ways. Either to link components together into chains or to attach a one-hole component to a stainless steel rope.



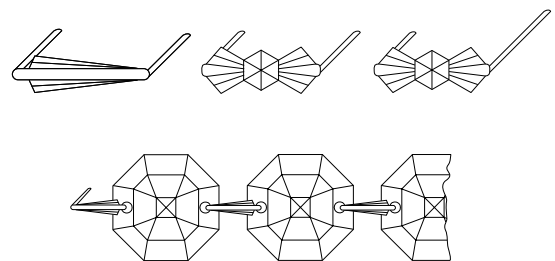
C-SHAPE PINNING

This is the traditional C-Shape Pinning for connecting crystal components in an oval or round shape.



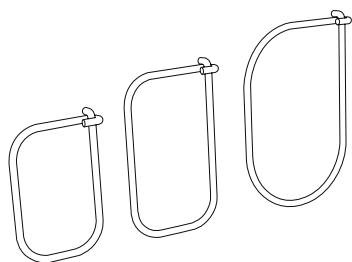
CONNECTOR PINNING

There are three types of Connector Pinning that are used to connect crystal components. Each has a decorative finish of either a bow or a fan shape.



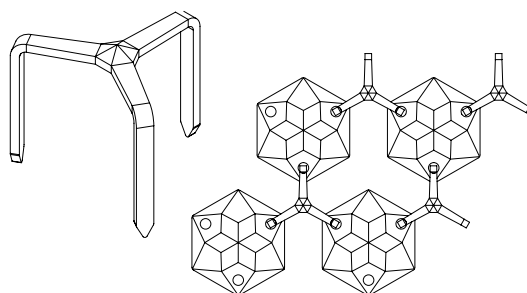
OUTDOOR HOOK

Weather can cause wear and tear on certain metals, which limits the pinning options suitable for outdoor use. Swarovski's Outdoor Hook, made from corrosion-resistant stainless steel with a single opening point to optimize the tensile load, is ideal for wet areas. The Outdoor Hook is available in three sizes.



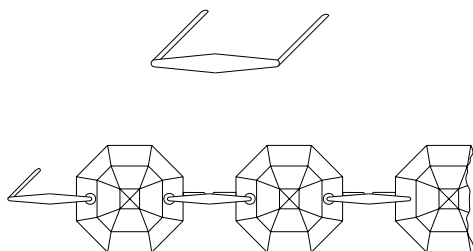
TRI-PIN CONNECTOR

Used to connect three-hole crystal components, such as the Hexagon Star, the Tri-pin opens up myriad creative possibilities, and is perfectly suited to creating dramatic net-like installations..



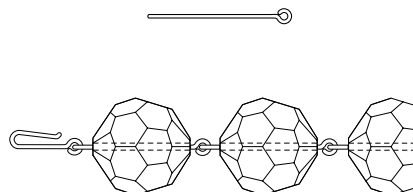
PLAIN CLIPS

The most common type of pinning used to connect crystal components is the Plain Clip.



BEAD PINNING

The Bead Pinning technique can be used to link beads together into chains.



STEP BY STEP: YOUR BRILLIANT IDEA BECOMES REALITY

The inspirations on the following pages can all be customized to your vision and needs.

Just follow these steps:

STEP 1 Choose a Crystal Strand design (select from the designs shown on the following pages, e.g. Pinned 1)

STEP 2 Define individual length

STEP 3 Choose a bottom end (only Pin is available for the top end)

- PIN
- ONE-HOLE CRYSTAL

STEP 4 Choose the color and/or effect of the components

ARTICLE NUMBER	SIZE	COLOR/EFFECT	AMT.
<hr/>	<hr/>	<hr/>	<hr/>
<hr/>	<hr/>	<hr/>	<hr/>
<hr/>	<hr/>	<hr/>	<hr/>
<hr/>	<hr/>	<hr/>	<hr/>
<hr/>	<hr/>	<hr/>	<hr/>

STEP 5 Choose the number of

COMMENT



CREATIVE EXPRESSION HAS
NEVER BEEN EASIER

Pinned Strands can be used to create some sensational effects. Their diversity and their ability to be easily customized make it possible to realize even the most fantastic ideas. Miss those clear, star-studded night skies of spring and summer? Why not mimic the glittering constellations and create a magical, magnetic aura?

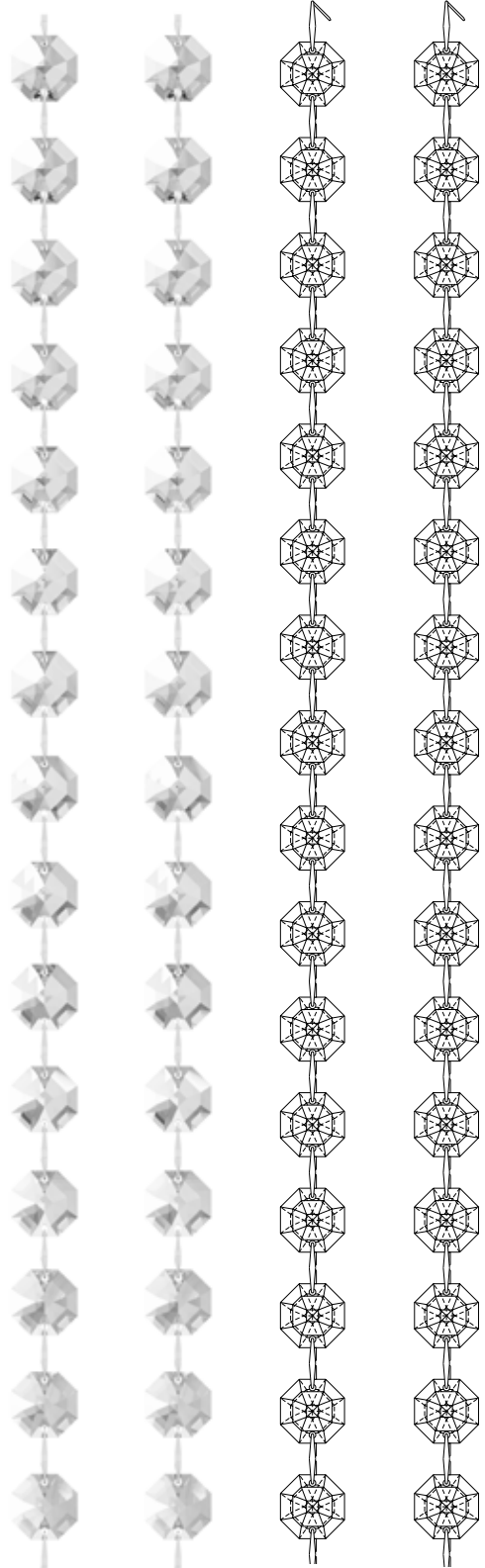


PINNED 1

PATTERN

ART.NO (COMPONENT)	SIZE (MM)	COLOR/EFFECT	PCS./M
8116	14	Crystal	50
8999 109 112	11	Nickel plated	50

Suggested distance between strands: 2-5 cm

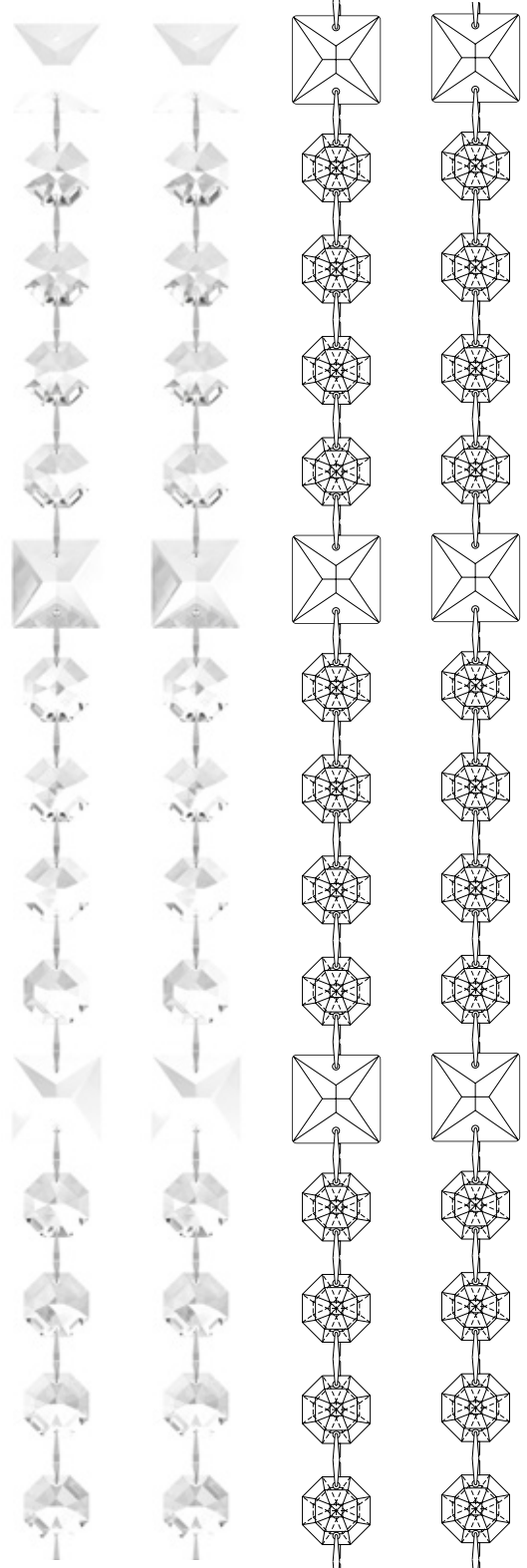


PINNED 2

PATTERN

ART.NO (COMPONENT)	SIZE (MM)	COLOR/EFFECT	PCS./M
8116	16	Crystal	32
8126	22	Crystal	8
8999 109 142	14	Nickel plated	40

Suggested distance between strands: 2–5 cm





BESPOKE STRANDS

Do you have a completely individual solution in mind?

Just follow these steps:

STAINLESS STEEL STRAND

STEP 1 Choose pattern

- REGULAR
- REGULAR MIXED
- IRREGULAR MIXED
- IRREGULAR MIXED SINGLE

Spacing between crystals

STEP 2 Define individual length

STEP 3 Choose the top end

- OPEN END
- LOOP

STEP 4 Choose what you want the strand to begin with

- CRYSTAL
- STAINLESS STEEL ROPE

STEP 5 Choose the bottom end

- OPEN END
- LOOP
- CRYSTAL

STEP 6 Choose the color and/or effect of the components

ARTICLE NUMBER	SIZE	COLOR/EFFECT	AMOUNT
<hr/>	<hr/>	<hr/>	<hr/>
<hr/>	<hr/>	<hr/>	<hr/>
<hr/>	<hr/>	<hr/>	<hr/>
<hr/>	<hr/>	<hr/>	<hr/>

STEP 7 Choose the quantity of strands

COMMENT

PINNED STRAND

STEP 1 Define individual length

STEP 2 Choose a bottom end (only Pin is available for the top end)

- PIN
- ONE-HOLE CRYSTAL

STEP 3 Choose the color and/or effect of the components

ARTICLE NUMBER	SIZE	COLOR/EFFECT

STEP 4 Choose the metal pin


ARTICLE NUMBER	SIZE	COLOR/EFFECT

STEP 5 Choose the quantity of strands

COMMENT

IMPORTANT NOTICE: Crystal Strands are intended for DECORATIVE USE ONLY. Because of their unique physical properties, Swarovski crystals are not suitable for use in applications that consist of free-flowing strands that bring the crystals into contact with one another (such as functional curtains, partitions, stage decorations, etc.), which may damage them. It is up to the client to assess whether the strands are suitable for use in the intended application. The application, use and processing of these products are solely the responsibility of the client, who agrees to defend and indemnify Swarovski, as well as hold Swarovski harmless from any and all claims by third parties based on product liability or otherwise relating to uses of Swarovski products the client has purchased, and waives all claims of its own. Please read instructions and warning notices in the Price List and the Swarovski Application Manual.

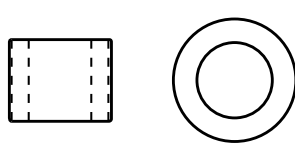




METAL PARTS NON SWAROVSKI

METAL PARTS - NON SWAROVSKI

8999 Reducer (→ 8984)

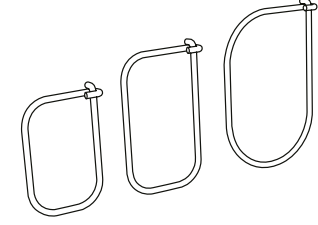


Thread size 1/4"-27

METAL COLOR
Brass

NUMBER
020 051

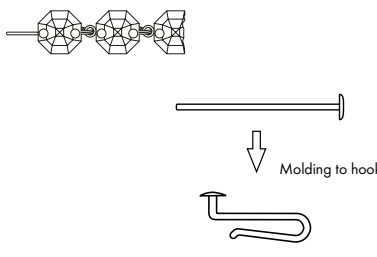
8999 Outdoor Hooks



METAL COLOR
Stainless Steel

NUMBERS	SIZES
117 117	7 mm x 11 mm x R 1.9 mm
117 148	8 mm x 14 mm x R 1.9 mm
117 171	11 mm x 17 mm x R 5.5 mm

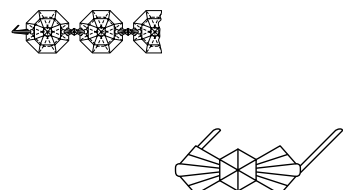
8999 Traditional pinning



METAL COLORS
Brass
Nickel plated
Gold plated

NUMBERS	SIZES
102 261	26 mm
102 262	26 mm
102 263	26 mm
102 301	30 mm
102 302	30 mm
102 303	30 mm
102 351	35 mm
102 352	35 mm
102 353	35 mm

8999 Connector pinning

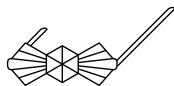
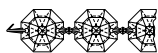


METAL COLORS
Brass
Nickel plated
Gold plated

NUMBERS	SIZES
104 081	8 mm
104 082	8 mm
104 083	8 mm
104 101	10.5 mm
104 102	10.5 mm
104 103	10.5 mm
104 131	13 mm
104 132	13 mm
104 133	13 mm

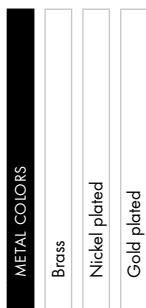
METAL PARTS - NON SWAROVSKI

8999 Connector pinning

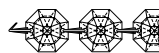


NUMBERS	SIZES
105 131	13 mm*
105 132	13 mm*
105 133	13 mm*

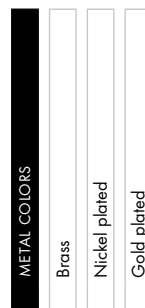
*asymmetrical



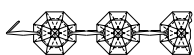
8999 Connector pinning



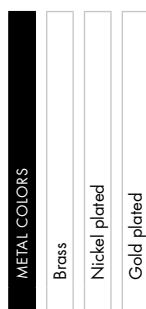
NUMBERS	SIZES
107 121	12 mm
107 122	12 mm
107 123	12 mm
107 151	15 mm
107 152	15 mm
107 153	15 mm



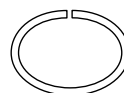
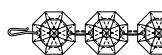
8999 Plain Clip pinning



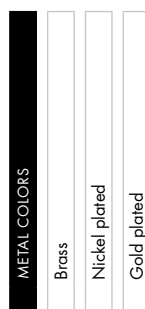
NUMBERS	SIZES
109 081	8 mm
109 082	8 mm
109 083	8 mm
109 111	11 mm
109 112	11 mm
109 113	11 mm
109 141	14 mm
109 142	14 mm
109 143	14 mm
109 171	17 mm
109 172	17 mm
109 173	17 mm



8999 C-shape pinning

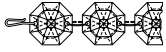


NUMBERS	SIZES
110 071	7.5 mm
110 072	7.5 mm
110 073	7.5 mm
110 101	10 mm
110 102	10 mm
110 103	10 mm

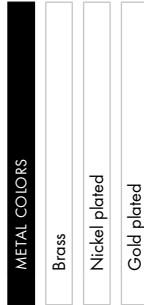


METAL PARTS - NON SWAROVSKI

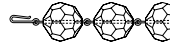
8999 C-shape pinning




NUMBERS	SIZES
111 091	9 mm
111 092	9 mm
111 093	9 mm



8999 Bead pinning



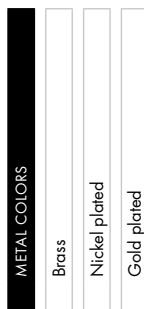
NUMBERS	SIZES
118 221	22 mm
118 222	22 mm
118 223	22 mm
118 381	38 mm
118 382	38 mm
118 383	38 mm



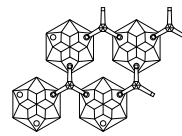
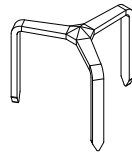
8999 Special pinning




NUMBERS	SIZES
112 131	13 mm
112 132	13 mm
112 133	13 mm



8999 Tri-pin connector ^{NEW!}

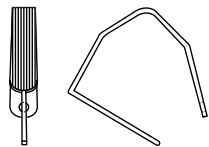


NUMBERS	SIZES
125 121	6 mm
125 122	6 mm
125 123	6 mm



METAL PARTS - NON SWAROVSKI

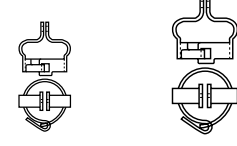
8999 Special pinning



NUMBERS	SIZES
121 112	11 mm
121 113	11 mm

METAL COLORS
 Nickel plated
 Gold plated

8999 Special pinning



NUMBERS
141 002
161 002

081001
075002

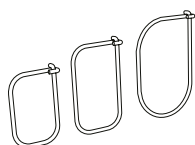
145001
137002

METAL COLORS
 Nickel

CONTENT



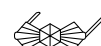
8999 Reducer (→ 8984)
 Page 88



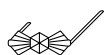
8999 Outdoor Hooks
 Page 88



8999 Traditional pinning
 Page 88



8999 Connector pinning
 Page 88



8999 Connector pinning
 Page 89



8999 Connector pinning
 Page 89



8999 Plain Clip pinning
 Page 89



8999 C-shape pinning
 Page 89



8999 C-shape pinning
 Page 90



8999 Bead pinning
 Page 90



8999 Special pinning
 Page 90



8999 Tri-pin connector ^{NEW!}
 Page 90



8999 Special pinning
 Page 91



8999 (→ 8269)
 Page 91



KNOBS AND HANDLES

The stunning collection of Knobs and Handles, designed and crafted by Swarovski, shines with an urbane fusion of crystal and metal elements, forming timeless, sophisticated and yet distinctive designs. Swarovski is proud to be the world's leading manufacturer of premium, precision-cut crystals, offering a stunning range of elegant pieces that will make every indoor space sparkle.

Opening the door to perfection, Swarovski Knobs and Handles are perfectly suited to a multitude of furniture, bath and wellness applications.

Custom solutions are available on request. Our design experts are at your service, ready to help you bring your interior design visions to life.

COLOR




Jet

EFFECT




Crystal Silver Glaze


CRYSTAL ROCKS



Crystal AB (001 AB)



Crystal Chrome (001 CHRM)



Crystal Golden Shadow (001 GSHA)



Jet Hematite (280 HEM)


MARBLE PRINTED COLOR



Marble Bianco Carrara MD302



Marble Black MD303



Marble Blue MD304

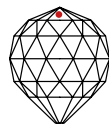
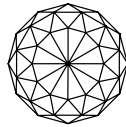


Marble Rosso Verona MD305

KNOBS AND HANDLES

Field of application: Indoor (Furniture, Bath & Wellness)
 Customized solution: On Demand

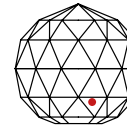
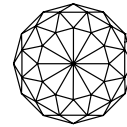

7100 Ball*



COLOR
 Crystal CAL VZ SI (001 CAL VZ SI)

SIZES	
20 mm	<input type="checkbox"/>
30 mm	<input type="checkbox"/>
40 mm	<input type="checkbox"/>
50 mm	<input type="checkbox"/>
60 mm	<input type="checkbox"/>

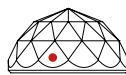
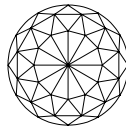
7110 3/4 Ball*



COLOR
 Crystal CAL VZ SI (001 CAL VZ SI)


SIZES	
30 mm	<input type="checkbox"/>
40 mm	<input type="checkbox"/>
50 mm	<input type="checkbox"/>

7120 Half Ball Classic Cut*



COLORS
 Crystal CAL (001 CAL SI)
 Crystal CAL VZ SI (001 CAL VZ SI)
 Jet (280)

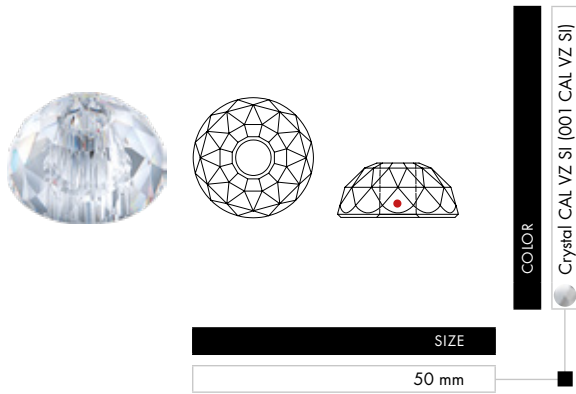
SIZES		
14 mm	<input type="checkbox"/>	<input type="checkbox"/>
20 mm	<input type="checkbox"/>	<input type="checkbox"/>
30 mm	<input type="checkbox"/>	<input type="checkbox"/>
40 mm	<input type="checkbox"/>	<input type="checkbox"/>
50 mm	<input type="checkbox"/>	<input type="checkbox"/>

* To provide the assurance of authentic quality, certain Swarovski Knobs and Handles carry the permanent, laser-engraved Quality Signature.
 Swarovski® and  are registered trademarks by Swarovski AG

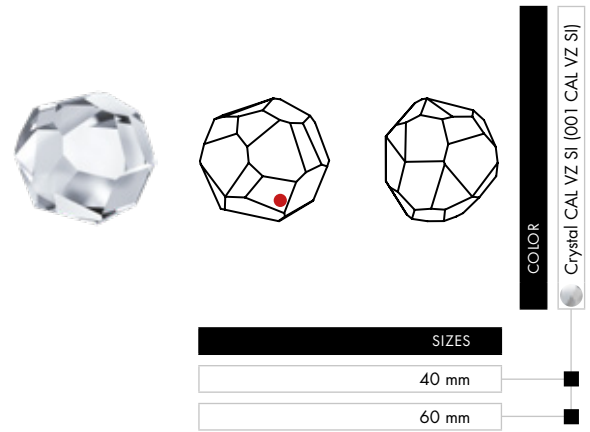
KNOBS AND HANDLES

Field of application: Indoor (Furniture, Bath & Wellness)
Customized solution: On Demand

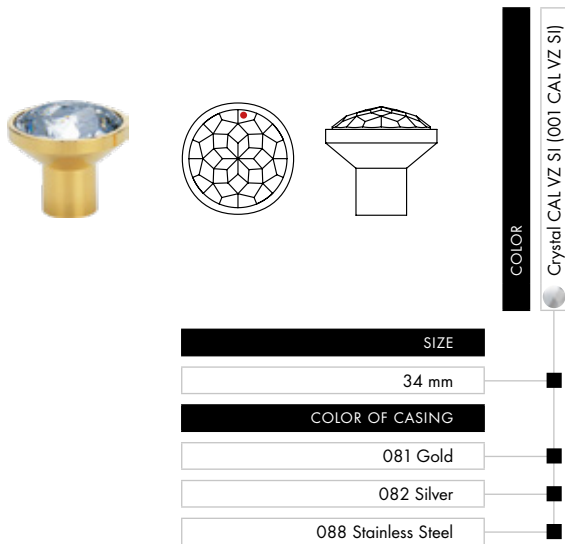
7130 Half Ball With Hole*



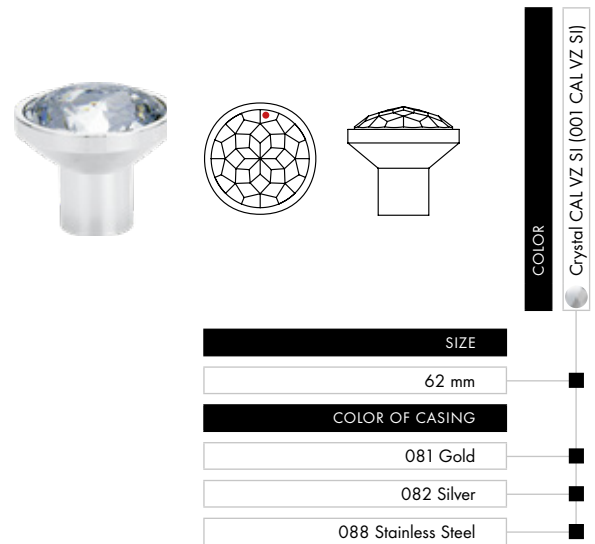
7135 Asymmetrical Ball




7150 Chaton Handle



7151 Chaton Handle



* To provide the assurance of authentic quality, certain Swarovski Knobs and Handles carry the permanent, laser-engraved Quality Signature.
 Swarovski® and  are registered trademarks by Swarovski AG

KNOBS AND HANDLES

Field of application: Indoor (Furniture, Bath & Wellness)
 Customized solution: On Demand

7152 Xirius Chaton Handle




COLOR
 Crystal (001)

SIZES
 25 mm
 50 mm

COLOR OF CASING
 081 Gold
 082 Silver
 088 Stainless Steel

7153 Crystal Rocks Handle



COLORS
 Crystal AB (001 AB)
 Crystal Chrome(001 CHRMC)
 Crystal Golden Shadow (001 GSHA)
 Jet Hematite (280 HEM)

SIZES
 34 mm
 62 mm

COLOR OF CASING
 081 Gold
 082 Silver
 088 Stainless Steel

7153 Marble Printed Handle



CRYSTAL PRINT
 Marble Bianco Carrara MD302
 Marble Black MD303
 Marble Blue MD304
 Marble Rosso Verona MD305

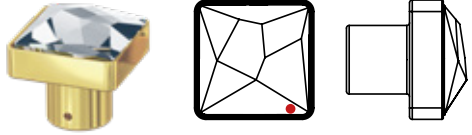
SIZE
 34 mm

COLOR OF CASING
 081 Gold
 082 Silver

KNOBS AND HANDLES

Field of application: Indoor (Furniture, Bath & Wellness)
 Customized solution: On Demand

7154 Square Handle




COLOR
 Crystal CAL VZ SI (001 CAL VZ SI)

SIZE
 40 mm

COLOR OF CASING
 081 Gold
 082 Silver
 088 Stainless Steel

7155 Globe Handle*




COLOR
 Crystal CAL VZ SI (001 CAL VZ SI)

SIZE
 30 mm

COLOR OF CASING
 081 Gold
 082 Silver

7156 Globe Handle*




COLOR
 Crystal CAL VZ SI (001 CAL VZ SI)

SIZE
 40 mm

COLOR OF CASING
 081 Gold
 082 Silver


7160 Tube Handle



COLOR
 Crystal (001)

SIZE
 300 mm

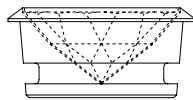
COLOR OF CASING
 081 Gold
 082 Silver

* To provide the assurance of authentic quality, certain Swarovski Knobs and Handles carry the permanent, laser-engraved Quality Signature.
 Swarovski® and  are registered trademarks by Swarovski AG

KNOBS AND HANDLES

Field of application: Indoor (Furniture, Bath & Wellness)
 Customized solution: On Demand

7165 Inlay

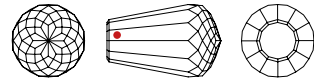


COLOR
 Crystal CAL VZ SI (001 CAL VZ SI)

SIZE
 14 mm

COLOR OF CASING
 082 Silver

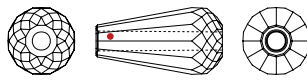
7300 Pin*



COLOR
 Crystal CAL VZ SI (001 CAL VZ SI)

SIZE
 16 mm

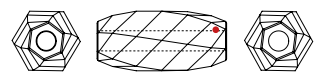
7301 Classic Lever Handle*



COLOR
 Crystal (001)


SIZE
 56 mm

7302 Spiral*



COLOR
 Crystal (001)

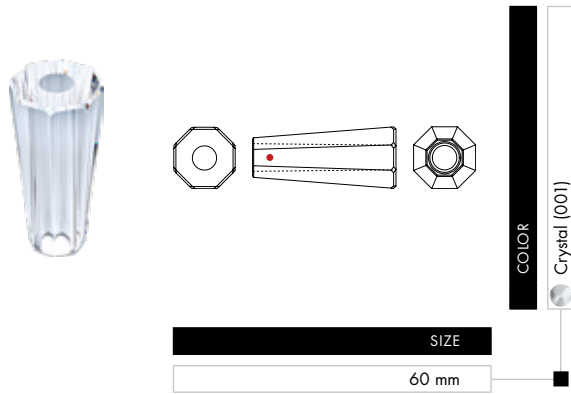
SIZE
 56 mm

* To provide the assurance of authentic quality, certain Swarovski Knobs and Handles carry the permanent, laser-engraved Quality Signature.
 Swarovski® and  are registered trademarks by Swarovski AG

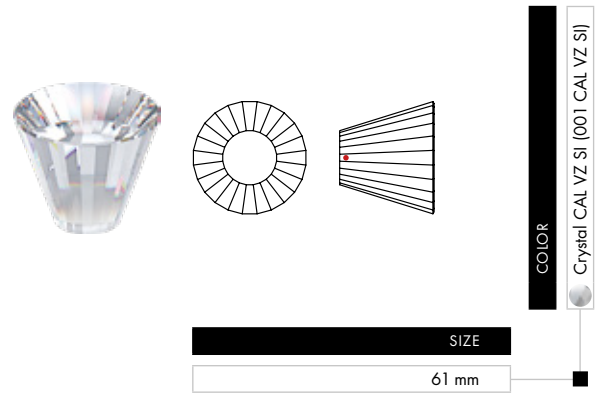
KNOBS AND HANDLES

Field of application: Indoor (Furniture, Bath & Wellness)
 Customized solution: On Demand

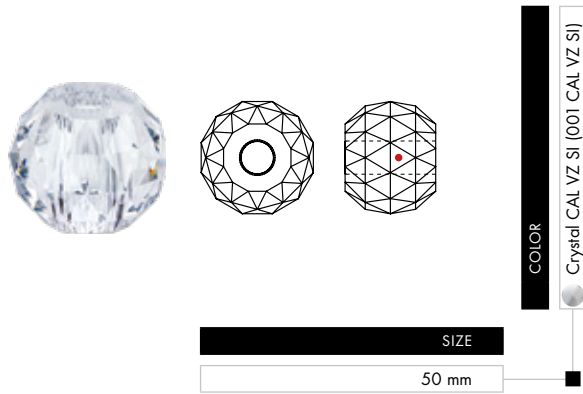
7303 Spectrum*




7307 Radiance Handle*



7312 Round Centerpart*

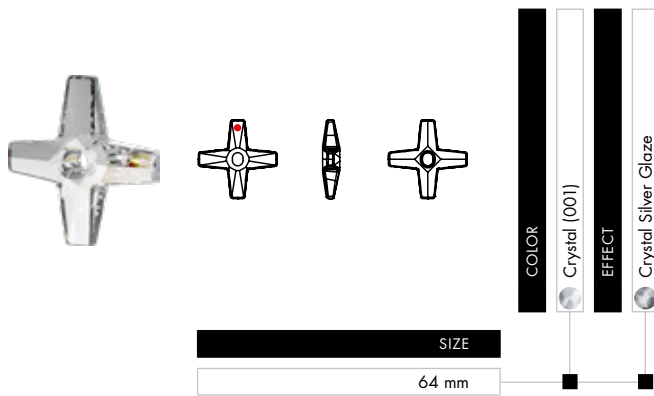


* To provide the assurance of authentic quality, certain Swarovski Knobs and Handles carry the permanent, laser-engraved Quality Signature.
 Swarovski® and  are registered trademarks by Swarovski AG

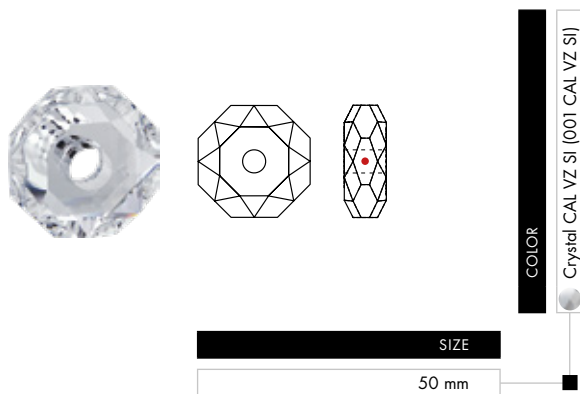
KNOBS AND HANDLES

Field of application: Indoor (Furniture, Bath & Wellness)
 Customized solution: On Demand

7313 Cross Handle*




7322 Ring Centerpart small hole*



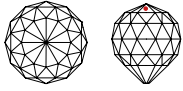
7323 Ring Centerpart big hole*



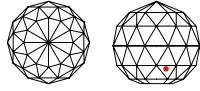
* To provide the assurance of authentic quality, certain Swarovski Knobs and Handles carry the permanent, laser-engraved Quality Signature.
 Swarovski® and  are registered trademarks by Swarovski AG

CONTENT

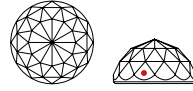
- The position of the laser-engraved Quality Signature is indicated by a red dot.



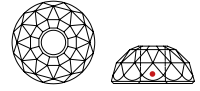
7100 Ball
Page 92



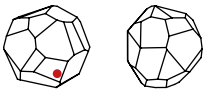
7110 3/4 Ball
Page 92



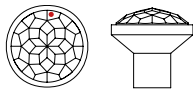
7120 Half Ball Classic Cut
Page 92



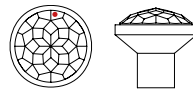
7130 Half Ball With Hole
Page 93



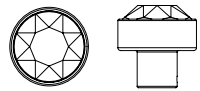
7135 Asymmetrical Ball
Page 93



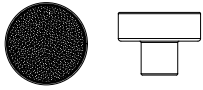
7150 Chaton Handle
Page 93



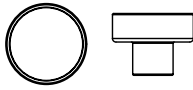
7151 Chaton Handle
Page 93



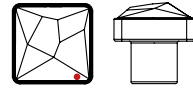
7152 Xirius Chaton Handle
Page 94



7153 Crystal Rocks Handle
Page 94



7153 Marble Printed Handle
Page 94



7154 Square Handle
Page 95



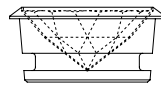
7155 Globe Handle
Page 95



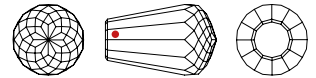
7156 Globe Handle
Page 95



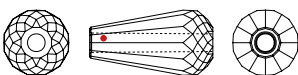
7160 Tube Handle
Page 95



7165 Inlay
Page 96



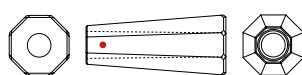
7300 Pin
Page 96



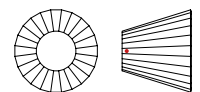
7301 Classic Lever Handle
Page 96



7302 Spiral
Page 96



7303 Spectrum
Page 97

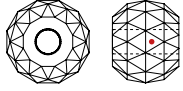


7307 Radiance Handle
Page 97

Please note: Due to the nature and size (form, diameter etc.) of our products, the position of the laser-engraved Quality Signature may vary around the circumference.

CONTENT

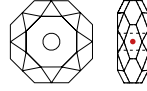
- The position of the laser-engraved Quality Signature is indicated by a red dot.



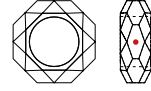
7312 Round Centerpart
Page 97



7313 Cross Handle
Page 98



7322 Ring Centerpart small hole
Page 98



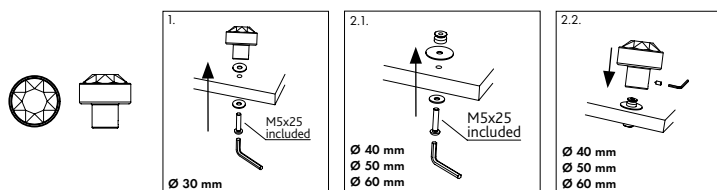
7323 Ring Centerpart big hole
Page 98

Please note: Due to the nature and size (form, diameter etc.) of our products, the position of the laser-engraved Quality Signature may vary around the circumference.

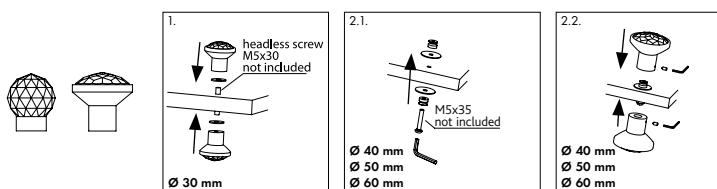
KNOBS AND HANDLES

GLOBE HANDLE, CHATON HANDLE, CRYSTAL ROCKS HANDLE,
XIRIUS CHATON HANDLE AND MARBLE PRINTED HANDLE

single-sided assembly

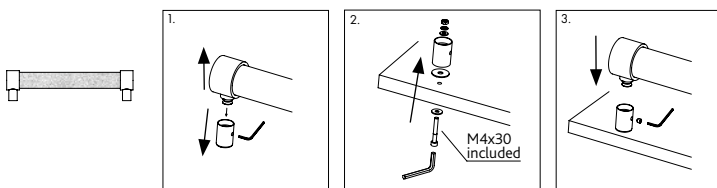


double-sided assembly

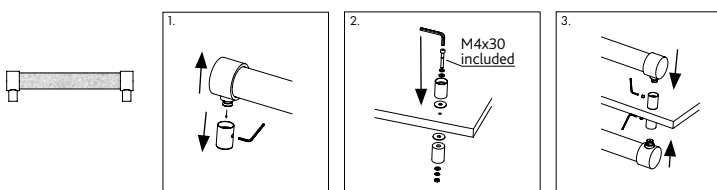


CRYSTAL TUBE HANDLE

single-sided assembly



double-sided assembly



Sequence

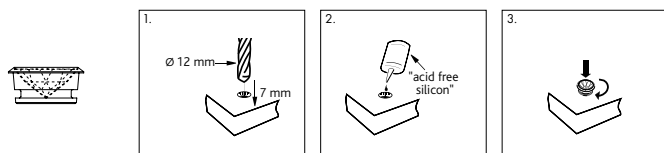
1. In the first step, each mounting part is attached to the desired material (e.g. wood doors etc.).
2. Afterwards, Globe Handle/Chaton Handle/Tube Handle can be applied to the previously attached mounting parts using the supplied headless screw.


Note

- For fragile materials, such as glass, mirrors etc., it is advisable to use the plastic washers provided.
- Are designed for a wall thickness of 16 mm maximum.

CRYSTAL INLAYS

assembly





CRYSTAL SURFACES

Swarovski presents its latest crystalline sensation: cutting-edge Crystal Surfaces with unprecedented sparkling effects – haute couture for interiors.

This stunning collection of surface treatments pushes the boundaries of crystal application in high-end outfitting. Offering crystal interior solutions with unrivaled color and creativity, precision and quality, Crystal Surfaces are made to order, which means they are available in almost any shape, style or color. Particularly effective when used as accents to

highlight architectural focal points, they give a sparkling atmosphere to private and public spaces alike. The process of commissioning Crystal Surfaces is smooth and streamlined: expert feasibility checks are carried out, followed by tight coordination between customer, designer, architect and top-end partners and suppliers.

ACTIVE PANEL

The Active Panel lights the way, combining the luminous power of 200,000 crystals per square meter with backlighting from special LEDs. This is an innovative modular concept that can be used in a variety of ways: decorative and ambient lighting, signage, interior art and ceiling panels are a few examples.

Perfect when used as counters, reception desks, walls and room dividers, Active Panels can also carry advertising lettering, printed logos, motifs or emblems.

Crystals are glued onto glass by the square meter. A specially designed LED lighting system creates optimum sparkle. The modular LED boards enable a variety of shapes and sizes to be realized.



reddot award 2015
winner

PRODUCT INFORMATION ACTIVE PANEL

A **B** **C** **D** **E** **F** **G**
 7060 06 P22 001GSHA B11 L01 C04



A	Article Name	Code
	Surfaces	7060
B	Internal Product Name	
	Active Panel	06
C	Stone Size	
	PP22	PP22
D	Stone/Film Combination	
	Crystal AB	001AB
	Crystal Golden Shadow	001 GSHA
E	Back Layer	
	11=Optiwhite ESG 4 mm	B11
	12=Optiwhite ESG 5 mm	B12
	13=Optiwhite ESG 6 mm	B13
	14=Optiwhite ESG 8 mm	B14
F	LED	
	Backlighting 3000K	L01
	Backlighting 4000K	L02
G	Casing	
	Flush mounted	C02
	Wall mounted	C04

The individual parts of each product number refer to specific product features such as product name, internal product name, stone size, finishing, and other specific attributes.

CRYSTAL ROCKS



An all-time favorite, Crystal Rocks and Crystal Fine Rocks truly “rock” every design. Sparkling interior elegance is delivered through its unique open-structure construction and a staggering 200,000 to 300,000 crystals per square meter. Ideal for use as counters, reception desks, walls, room dividers or ceilings, there is even a curved surface version available on request, such as well as further detailing such as advertising lettering, logos and emblems. Smaller items can also benefit from Crystal Rocks’ shimmer: it makes striking decorative borders for mirrors, tables and the like, and stunning embellishment for accessories such as table settings, trays or napkin rings.



PRODUCT INFORMATION CRYSTAL ROCKS


A
B
C
D
E

7060 02 P22 010/001MLGLD B13


A Article Name	Code
Surfaces	7060
B Internal Product Name	
Crystal Rocks	02
Soft Surfaces	12
C Stone Size	
PP22	PP22
PP14	PP14
D Film/Stone Combination	
Black/Crystal AB	012/001 AB
Black/Crystal Berm Blue & Cry Comet Argent Light	012/ 001 M102
Black/Crystal Berm Blue & Metallic Lt.Gold	012/ 001 M101
Black/Crystal Berm Blue	012/001 BBL
Black/Crystal Chrome	012/001 CHRM
Black/Crystal Heliotrope	012/001 HELI
Black/Crystal Metallic Lt. Gold & Golden Shadow	012/ 001 M103
Black/Crystal Metallic Lt. Gold & Red Magma	012/ 001 M104
Black/Crystal Metallic Silver	012/001 METSI
Black/Crystal Moonlight	012/001 MOL
Black/Crystal Red Magma	012/001 REDM
Black/Crystal Silver Shade	012/001 SSHA
Black/Jet	012/280
Black/Jet Nut	012/280 NUT
Black/Crystal & Crystal Matt Finish	012/ 001 M112
Transparent/Crystal AB	010/001 AB
Transparent/Crystal Comet Argent Light	010/001 CAL
Transparent/Crystal Chrome	010/001 CHRM
Transparent/Crystal Golden Shadow	010/001 GSHA
Transparent/Crystal Metallic Lt. Gold	010/001 MLGLD
Transparent/Crystal Metallic Lt. Gold & Golden Shadow	010/ 001 M103
Transparent/Crystal Metallic Lt. Gold & Red Magma	010/ 001 M104
Transparent/Crystal Metallic Silver	010/001 METSI
Transparent/Crystal Metallic Sunshine ^{NEW!}	010/001 METSH
Transparent/Crystal Moonlight	010/001 MOL
Transparent/Crystal Red Magma	010/001 REDM
Transparent/Crystal Silver Shade	010/001 SSHA
Transparent/Crystal Bermunda Blue	010/001 BBL

E Back Layer	Code
02 = Aluminium 0,7 mm	B02
04 = MDF black 6 mm	B04
06 = Corian 6 mm	B06
08 = Float Mirror 6 mm	B08
11 = Optiwhite ESG 4 mm	B11
12 = Optiwhite ESG 5 mm	B12
13 = Optiwhite ESG 6 mm	B13
14 = Optiwhite ESG 8 mm	B14
21 = Float 4 mm	B21
22 = Float 5 mm	B22
23 = Float 6 mm	B23
24 = Float 8 mm	B24
31 = Alcantara Grey Beige 2122 (Soft Surface only)	B31
32 = Alcantara White 1105 (Soft Surface only)	B32
33 = Alcantara Beige 1110 (Soft Surface only)	B33
33 = Alcantara Purple 6601 (Soft Surface only)	B34
41 = Acrylic lass White 6 mm	B41
42 = Acrylic glass Black 6 mm	B42


CRYSTAL ROCKS/CRYSTAL FINE ROCKS COLORS AND EFFECTS



White Alabaster (281)
Color of film: 010 Transparent




Crystal Moonlight (001 MOL)
Color of film: 010 Transparent



White Opal F (234)
Color of film: 010 Transparent




Crystal Comet Argent Light (001 CAL)
Color of film: 010 Transparent




Crystal Aurora Borealis (001 AB)
Color of film: 010 Transparent




Crystal Silver Shade (001 SSHA)
Color of film: 010 Transparent



Crystal Golden Shadow (001 GSHA)
Color of film: 010 Transparent




Crystal Metallic Light Gold &
Crystal Golden Shadow (001 M103)
Color of film: 010 Transparent




Crystal Metallic Sunshine (001 METSH)
Color of film: 010 Transparent



Crystal Red Magma (001 REDM)
Color of film: 010 Transparent




Crystal Red Magma (001 REDM)
Color of film: 012 Black

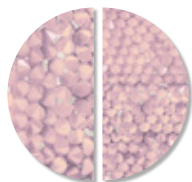


Jet Nut (280 NUT)
Color of film: 012 Black


CRYSTAL ROCKS/CRYSTAL FINE ROCKS COLORS AND EFFECTS




Rose Alabaster (293)
Color of film: 010 Transparent




Rose Water Opal F (395)
Color of film: 010 Transparent




Rose Water Opal F (395)
Color of film: 012 Black




Cyclamen Opal (398)
Color of film: 010 Transparent




Cyclamen Opal (398)
Color of film: 012 Black




Crystal Heliotrope (001 HEL)
Color of film: 012 Black




Crystal Bermuda Blue (001 BBL)
Color of film: 012 Black




Crystal Moonlight (001 MOL)
Color of film: 012 Black




Turquoise (267)
Color of film: 010 Transparent



Mint Alabaster (397)
010 Transparent




Chrysolite Opal (294)
Color of film: 010 Transparent




Chrysolite Opal (294)
Color of film: 012 Black


CRYSTAL ROCKS/CRYSTAL FINE ROCKS COLORS AND EFFECTS




Crystal Aurora Borealis (001 AB)
Color of film: 012 Black




Crystal Silver Shade (001 SSHA)
Color of film: 012 Black




Crystal Metallic Silver (001 METSI)
Color of film: 012 Black




White Opal F (234)
Color of film: 012 Black




Crystal Chrome (001 CHRM)
Color of film: 012 Black




Jet (280)
Color of film: 012 Black




Jet &
Crystal Comet Argent Light (001 M106)
Color of film: 012 Black




Jet &
Crystal Metallic Silver (001 M100)
Color of film: 012 Black




Crystal Metallic Light Gold &
Crystal Golden Shadow (001 M103)
Color of film: 012 Black




Crystal Metallic Light Gold (001 MLGLD)
Color of film: 010 Transparent



Crystal Metallic Light Gold &
Crystal Red Magma (001 M104)
Color of film: 010 Transparent




Crystal Metallic Light Gold &
Crystal Red Magma (001 M104)
Color of film: 012 Black



CRYSTAL COMPOUND

Crystal Compound features the spectacular 3D effect of Crystal Fine Rocks, but with a surface that is entirely smooth and perfectly even, with a variety of colors for standout designs. Easy to clean, and suitable for humid environments such as bathrooms, it can be used as a wall tile or even a floor tile, with a variety of different motifs possible.

Available in special shapes with customizing options for cutting, color, print, size, and back layer materials, Crystal Compound creates stunning effects when used for indoor/outdoor applications. These include table tops, bar tops and fronts, separator walls and wall coverings, flooring inlays, stairs, doors, furniture inlays, balconies and facades. Its easy-to-clean, hygienic surface makes it particularly suitable for wet environments, mirrors, shower walls and backsplashes.



PRODUCT INFORMATION CRYSTAL COMPOUND

A **B** **C** **D** **E** **F**
 7060 04 PP22 001MLGLD B12 F02

A Article Name	Code
Surfaces	7060
B Internal Product Name	
Crystal Compound	04
C Stone Size	
PP22	PP22
PP14	PP14
D Film/Stone Combination	
Crystal Heliotrope	001 HELI
Jet Nut	280 NUT
Crystal AB	001 AB
Crystal Comet Argent Light	001 CAL
Crystal Chrome	001 CHRM
Crystal Golden Shadow	001 GSHA
Crystal Metallic Lt. Gold	001 MLGLD
Crystal Metallic Lt. Gold & Golden Shadow	001 M103
Crystal Metallic Lt. Gold & Red Magma	001 M104
Crystal Metallic Silver	001 METSI
Crystal Moonlight	001 MOL
Crystal Red Magma	001 REDM
Crystal Silver Shade	001 SSHA
Crystal Bermunda Blue	0001 BBL
Transparent Crystal Metallic Sunshine ^{NEW!}	001 METSH

E Back Layer	Code
02 = Aluminium 0,7 mm	B02
08 = Float Mirror 6 mm	B08
11 = Optiwhite ESG 4 mm	B11
12 = Optiwhite ESG 5 mm	B12
13 = Optiwhite ESG 6 mm	B13
14 = Optiwhite ESG 8 mm	B14
21 = Float 4 mm	B21
22 = Float 5 mm	B22
23 = Float 6 mm	B23
24 = Float 8 mm	B24
F Front Layer	
01 = Optiwhite ESG 4 mm	F01
02 = Optiwhite ESG 5 mm	F02
03 = Optiwhite ESG 6 mm	F03
04 = Optiwhite ESG 8 mm	F04
05 = Optiwhite ESG 10 mm	F05
11 = Float 4 mm	F11
12 = Float 5 mm	F12
13 = Float 6 mm	F13
14 = Float 8 mm	F14
18 = VSG glass (walkable) 10 mm	F18

CRYSTAL GRID



Crystal Grid features Crystal Rocks and Crystal Fine Rocks, with a selection of either Soft or Hard Surfaces. The elegant latticework pattern comes in a range of colors, sizes and motifs, offering a variety of stunning design options. Ideal for use as counters, reception desks, walls, room dividers or ceilings, a curved surface version can even be supplied on request.


PRODUCT INFORMATION CRYSTAL GRID

A **B** **C** **D** **E** **F** **G**
 7060 10 P22 010/MLGLD B23 M02 F03


A Article Name	Code
Surfaces	7060
B Internal Product Name	
Hard Surfaces	10
Soft Surfaces	12
C Stone Size	
PP22	PP22
PP14	PP14
D Film/Stone Combination	
Black/Crystal AB	012/001 AB
Black/Crystal Berm Blue & Cry Comet Argent Light	012/001 M102
Black/Crystal Berm Blue & Metallic Lt. Gold	012/001 M101
Black/Crystal BermBlue	012/001 BBL
Black/Crystal Chrome	012/001 CHRM
Black/Crystal Heliotrope	012/001 HELI
Black/Crystal Metallic Lt. Gold & Golden Shadow	012/001 M103
Black/Crystal Metallic Lt. Gold & Red Magma	012/001 M104
Black/Crystal Metallic Silver	012/001 METSI
Black/Crystal Moonlight	012/001 MOL
Black/Crystal Red Magma	012/001 REDM
Black/Crystal Silver Shade	012/001 SSHA
Black/Jet	012/280
Black/Jet Nut	012/280 NUT
Black/Crystal & Crystal Matt Finish	012/001 M112
Transparent/Crystal AB	010/001 AB
Transparent/Crystal Comet Argent Light	010/001 CAL
Transparent/Crystal Chrome	010/001 CHRM
Transparent/Crystal Golden Shadow	010/001 GSHA
Transparent/Crystal Metallic Lt. Gold	010/001 MLGLD
Transparent/Crystal Metallic Lt. Gold & Golden Shadow	010/001 M103
Transparent/Crystal Metallic Lt. Gold & Red Magma	010/001 M104
Transparent/Crystal Metallic Silver	010/001 METSI
Transparent/Crystal Moonlight	010/001 MOL
Transparent/Crystal Red Magma	010/001 REDM
Transparent/Crystal Silver Shade	010/001 SSHA
Transparent/Crystal Bermunda Blue	010/001 BBL

E Back Layer	Code
06 = Corian 6mm (Custom Rocks only)	B06
08 = Float Mirror 6mm (Compnd Surface only)	B08
11 = Optiwhite ESG 4mm (Compnd Surface only)	B11
12 = Optiwhite ESG 5mm (Compnd Surface only)	B12
13 = Optiwhite ESG 6mm (Compnd Surface only)	B13
14 = Optiwhite ESG 8mm (Compnd Surface only)	B14
21 = Float 4mm (Compnd Surfaces only)	B21
22 = Float 5mm (Compnd Surfaces only)	B22
23 = Float 6mm (Compnd Surfaces only)	B23
24 = Float 8mm (Compnd Surfaces only)	B24
31 = Alcantara Grey Beige 2122 (Soft Surfaces only)	B31
32 = Alcantara White 1105 (Soft Surfaces only)	B32
33 = Alcantara Beige 1110 (Soft Surfaces only)	B33
33 = Alcantara Purple 6601 (Soft Surfaces only)	B34
41 = Acrylglas White 6 mm (Custom Rocks only)	B41
42 = Acrylglas Black 6 mm (Custom Rocks only)	B42
F Middle Layer	
02 = Stainless steel polished gilded	M02
04 = Stainless steel polished	M04
G Front Layer	
01 = Optiwhite ESG 4 mm (Compnd Surface only)	F01
02 = Optiwhite ESG 5 mm (Compnd Surface only)	F02
03 = Optiwhite ESG 6 mm (Compnd Surface only)	F03
04 = Optiwhite ESG 8 mm (Compnd Surface only)	F04
05 = Optiwhite ESG 10 mm (Compnd Surface only)	F05
11 = Float 4 mm (Compnd Surface only)	F11
12 = Float 5 mm (Compnd Surface only)	F12
13 = Float 6 mm (Compnd Surface only)	F13
14 = Float 8 mm (Compnd Surface only)	F14
18 = VSG glass (walkable) 10 mm (Compnd Surface only)	F18


INSPIRATIONS FOR SOFT SURFACE PATTERNS




A.4



B.4




C.4



D.4




E.4




F.4


INSPIRATIONS FOR HARD SURFACE PATTERNS




A.3



B.3




C.3




D.3


CUSTOMIZED PATTERNS



Gothic 1




Gothic 2




Gothic 3



Gothic 4



Gothic 5



Gothic 5

CLASSIC PANEL

Classic Panels are a dazzling interior design element with the power to alter spatial perception, making rooms seem wider and more generously proportioned. To create them, highly skilled hands set each individual crystal into place very precisely, transforming walls, ceilings, façades, stairs, counters and reception desks. Stunning when used as room dividers, or combined with decorative and ambient lighting, Classic Panels bring a sparkling shimmer to a space. They can even be embellished with advertising lettering, logos or emblems on request.



PRODUCT INFORMATION CLASSIC PANEL

A **B** **C** **D** **E** **F** **G**
 7060 16 001/Ground B08 F03 L03 CL03

A Article Name	Code
Surfaces	7060
B Internal Product Name	
Classic Panel Surfaces	16
Classic Panel Stairs	18
C Stone Combination	
001 Mix for Classic Crystal Ground	001/Ground
001 Mix for Classic Progressive	001/Progressive
001 Mix for Classic Designer Edition 2	001/FS Squares
001 Mix for Classic Andromeda	001/Andromeda
001 Mix for Classic Implosion	001/Implosion
D Back Layer	
08 = Float Mirror 6mm	B08
11 = Optiwhite ESG 4mm	B11
12 = Optiwhite ESG 5mm	B12
13 = Optiwhite ESG 6mm	B13
14 = Optiwhite ESG 8mm	B14
21 = Float 4mm	B21
22 = Float 5mm	B22
23 = Float 6mm	B23
24 = Float 8mm	B24


E Front Layer	Code
01 = Optiwhite ESG 4 mm	F01
02 = Optiwhite ESG 5 mm	F02
03 = Optiwhite ESG 6 mm	F03
04 = Optiwhite ESG 8 mm	F04
05 = Optiwhite ESG 10 mm	F05
11 = Float 4 mm	F11
12 = Float 5 mm	F12
13 = Float 6 mm	F13
14 = Float 8 mm	F14
16 = Satined glass 6 mm	F16
18 = VSG glass (walkable) 10 mm	F18
20 = Stopsol glass 6 mm	F20
22 = Partially frosted glass 6 mm	F22
F LED	
Lateral Light	L03
Lightpoints	L04
G Colour of Lacquering (lacquered border circumferential)	
9003 Signal White	CL01
9005 Jet Black	CL02
9006 White Aluminium	CL03

HEXAGON PANEL

Hexagon Panel is an homage to the world-famous honeycomb design that has sparkled on spectacular façades all over the world. The Hexagon Panel's glass surface emits extraordinary levels of brilliance – the go-to choice for food and beverage environments, as well as reception desks and walls.

A hexagon-shaped arrangement of crystals is applied to the front of a glass sheet creating stunning depth and detail.

Whether it's used as a wall decoration, room panel, room divider, glass façade, or even as a bar or reception desk, Hexagon Panel makes a fantastic first impression. Its customized scaling solutions, multiple lacquering options, unrivaled brilliance and hygienic, easy-to-clean glass surface makes it the perfect backdrop for high-end food and beverage environments.




PRODUCT INFORMATION HEXAGON PANEL

A **B** **C** **D** **E** **F**
 7060 08 001N2080/Stripe F03 CB01 CL01




A Article Name	Code
Surfaces	7060
B Internal Product Name	
Hexagon Panel	08
C Stone Combination	
001 N2080 for Hexagon Motiv 1 (Stripe)	001N2080/Stripe
001 N2080 for Hexagon Motiv 2 (Pattern)	001N2080/Pattern
D Front Layer	
03 = Optiwhite ESG 6 mm	F03
04 = Optiwhite ESG 8 mm	F04
05 = Optiwhite ESG 10 mm	F05
E Color of Back Layer	Code
Grit 9003 Signal White	CB01
Grit 9005 Jet Black	CB02
Grit 9006 White Aluminium	CB03
F Color of Lacquering	
9003 Signal White	CL01
9005 Jet Black	CL02
9006 White Aluminium	CL03





SWAROVSKI CRYSTAL PALACE



MINI VOYAGE designed by Yves Béhar

Swarovski Crystal Palace is a revolutionary project that aims to create signature interpretations of light and design using the emotive medium of cut crystal. While celebrating and reinterpreting the rich traditions of the chandelier, Swarovski Crystal Palace has broken barriers, played with the rules and opened a new chapter in the history of lighting, art and design.



AVALON designed by Fredrikson Stallard

Swarovski Crystal Palace began in 2002 as an experimental platform to enable design luminaries to explore the boundaries of lighting design through the emotive medium of cut crystal. The project quickly evolved into a fascinating journey of discovery and an incubator for new ideas, following collaborations with more than 60 designers over 15 years. These include Zaha Hadid, Yves Behar, Tom Dixon, Ross Lovegrove, Arik Levy, Tokujin Yoshioka, Ron Arad and Gaetano Pesce.

The relaunched Swarovski Crystal Palace collection comprises 16 pieces by 6 designers, including Fredrikson Stallard, Tord Boontje, Yves Behar, Vincent Van Duysen, Georg Baldele, and Diller Scofidio + Renfro. These iconic and popular designs have been updated with the latest lighting industry technologies. This means that the chandeliers now feature lead-free Advanced Crystal components and the latest LEDs, making them more sustainable.

For more information on Swarovski Crystal Palace please visit www.swarovskicrystalpalace.com

LUSTROUS AURA designed by Tord Boontje



CUSTOMIZED PRODUCT SOLUTIONS

CUSTOMIZED SERVICES AND OFFERINGS

You have the brilliant idea, we provide the brilliant product. With everything that Swarovski's crystal assortment and technical expertise have to offer, the variety of ways we can support your design concepts and help to bring them to life is almost limitless. Our aim is to make a unique product just for you.

Swarovski's Customized Product Solutions Services go beyond its vast standard assortment of crystal components and forward integrated elements to bring your vision to life.

CRYSTAL COLOR AND EFFECT



If you are missing a specific colour or effect within the standard assortment of lighting elements we offer options to create new combinations.

COLOR & EFFECT

Product Group	Product Sub-Groups	Options	Complexity Indication	Quick check of request completeness & strategic fit	Initial feasibility check	Offer Release
LIGHTING COMPONENTS	<ul style="list-style-type: none"> - Classic Articles for Chandeliers - Contemporary Components 	Color within existing assortment	C	3 WD	10 WD	10 WD
		Effects within existing assortment	C	3 WD	5 WD	5 WD
		Mix and match of colors and effects	C	3 WD	10 WD	10 WD
		Frosting	CC	10 WD	10 WD	10 WD
		Protective Layer	CC	10 WD	10 WD	10 WD
CRYSTAL STRANDS	<ul style="list-style-type: none"> - Stainless Steel Crystal Strands - Pinned Crystal Strands 	Color within existing assortment	C	3 WD	5 WD	5 WD
		Effects within existing assortment	C	3 WD	5 WD	5 WD
KNOBS & HANDLES	<ul style="list-style-type: none"> - Loose Components - Handles with Metal Part 	Color/Effect within existing assortment	C	3 WD	10 WD	10 WD
	<ul style="list-style-type: none"> - New Development Handles 	Color/Effect within existing assortment	CC	5 WD	10 WD	project timing
PANELS & SURFACES	<ul style="list-style-type: none"> - Crystal Rocks Surfaces - Crystal Fine Rocks Surfaces - Crystal Compound - Active Panel 	Color within existing assortment	C	3 WD	5 WD	5 WD
		Effects within existing assortment	C	3 WD	5 WD	5 WD
		Mix and match of colors and effects	C	3 WD	10 WD	10 WD
	<ul style="list-style-type: none"> - Classic Panels 	Color within existing assortment	C	3 WD	5 WD	5 WD
		Effects within existing assortment	C	3 WD	5 WD	5 WD
		Mix and match of colors and effects	C	3 WD	10 WD	10 WD
		Frosting	CC	10 WD	10 WD	10 WD
		Protective Layer	CC	10 WD	10 WD	10 WD

FOR ANY OTHER REQUESTS PLEASE CONTACT US
 Please note that above timings are average and may vary based on available capacity. Mock-ups (prototypes, concept samples, etc.) may be included and information on sample timing will be provided based on request details.

Complexity Indication
 (with regards to technical realization):
 C – low | CC – medium | CCC – high

WD – Work Days

SHAPE AND SIZE



New shapes that perfectly match your product design will get you one step ahead of your competitors.

Our experts have over 120 years of experience, which means that every new cut offers a masterclass in crystal craftsmanship. It makes Swarovski the design industry's partner of choice.

Do you require one of our standard crystals in a specific dimension? It's highly likely that we can help you because in most cases alternative sizes are very possible.

SHAPE & SIZE

Product Group	Product Sub-Groups	Options	Complexity Indication	Quick check of request completeness & strategic fit	Initial feasibility check	Offer Release	
LIGHTING	<ul style="list-style-type: none"> - Classic Components for Chandeliers - Contemporary Components 	Specific tolerances	CC	3 WD	10 WD	project timing	
		Take away or add a hole	CC	3 WD	10 WD	project timing	
		New cut/facet	CCC	3 WD	10 WD	project timing	
		Missing sizes	CC	3 WD	10 WD	project timing	
		New shape/geometry	CCC	3 WD	10 WD	project timing	
CRYSTAL STRANDS	<ul style="list-style-type: none"> - Stainless Steel Crystal Strands /Pinned Strands 	Special length/arrangement	C	3 WD	10 WD	10 WD	
KNOBS & HANDLES	<ul style="list-style-type: none"> - Loose Components - New Development Handles 	New shape/geometry – New design – missing sizes – With or without hole	CC	5 WD	15 WD	project timing	
PANELS	<ul style="list-style-type: none"> - Crystal Rocks Surfaces - Crystal Fine Rocks Surfaces - Crystal Compound - Active Panel 	Special size/arrangement	C	3 WD	10 WD	project timing	
		<ul style="list-style-type: none"> - Classic Panels 	Specific tolerances	CC	3 WD	10 WD	project timing
			New cut/facet	CCC	3 WD	10 WD	project timing
			Missing sizes	CC	3 WD	10 WD	project timing
			New shape/geometry	CCC	3 WD	10 WD	project timing
Special size/arrangement	C	3 WD	10 WD	project timing			

FOR ANY OTHER REQUESTS PLEASE CONTACT US

Please note that above timings are average and may vary based on available capacity. Mock-ups (prototypes, concept samples, etc.) may be included and information on sample timing will be provided based on request details.

Complexity Indication

(with regard to technical realization):
C – low | CC – medium | CCC – high

WD – Work Days

LOGO AND MOTIF



Your products make the difference – let us make the difference to your products! Be your own designer and add your personal signature, motif, or statement to the crystal surface, using exclusive techniques.

PRINTING

For the ultimate in personalized crystal design, we can print any motif onto crystal via inkjet, screen-, or pad-printing technology.

LASER & ENGRAVING

Choose your favorite crystal, then personalize it using laser engraving inside the crystal, on top of it, or on the reverse.

LOGO & MOTIF

Product Group	Product Sub-Groups	Options	Complexity Indication	Quick check of request completeness & strategic fit	Initial feasibility check	Offer Release
LIGHTING	– Loose Components	Print or engraving on crystal surface	CC	3 WD	5 WD	project timing
		Engraving inside crystal	CC	3 WD	5 WD	project timing
		Print or engraving at the back of the crystal	CC	3 WD	5 WD	project timing
KNOBS & HANDLES	– Handles with Metal Part – Loose Components	Engraving/printing on metal sleeve	CC	3 WD	5 WD	project timing
		Engraving/printing on loose component	CC	3 WD	5 WD	project timing
PANELS	– Crystal Rocks Surfaces – Crystal Fine Rocks Surfaces – Crystal Compound – Active Panel	Print on crystal surface	CC	3 WD	5 WD	project timing
		Print on the back of the crystal	CC	3 WD	5 WD	project timing
	– Classic Panels	Print or engraving on crystal surface	CC	3 WD	5 WD	project timing
		Engraving inside crystal	CC	3 WD	5 WD	project timing
		Print or engraving on the back of the crystal	CC	3 WD	5 WD	project timing

FOR ANY OTHER REQUESTS PLEASE CONTACT US

Please note that above timings are average and may vary based on available capacity. Mock-ups (prototypes, concept samples, etc.) may be included and information on sample timing will be provided based on request details.

Complexity Indication

(with regard to technical realization):
C – low | CC – medium | CCC – high

WD – Work Days



ARCHITECTURAL PROJECTS

TAILOR-MADE SOLUTIONS

For every idea there is a solution, and Swarovski knows how to find it:
A dedicated team of industry experts offers 360° support to clients – from
product design to manufacturing and installation assistance.

We combine our know-how regarding the power of crystal and light with a solid understanding of the specific needs of the industry. This knowledge has been accumulated over decades of working on many high-end projects. We create stunning bespoke designs, develop new and unprecedented application techniques and offer comprehensive support throughout the entire duration of a project: from planning and purchasing to project management and creation, ensuring ensuring flawless final implementation.

With the help of the collective creative competence offered by Swarovski, our expert team of architects, lighting planners and technicians, interior designers, product designers and engineers transforms crystal into premium decorative lighting elements and solutions, from crystal stairs to wall partitions. Paying close attention to your creative vision, we tailor architectural elements to suit the surroundings in which they will be installed, either by skillfully modifying existing products or by inventing something entirely new.

ROSSINAVI YACHT

VIAREGGIO, ITALY



PRODUCTS

Bespoke Swarovski Circles

PROJECT INFORMATION

Italian luxury yacht builder Rossinavi partnered with Arrabito Naval Architects and expert designer Enrico Gobbi of Team for Design to build a sleek 48-meter luxury yacht know as project Ketos. To complement the high-end design aesthetic, Swarovski added a touch of sparkle to the interior.



MSC MERAVIGLIA

MSC CRUISE SHIP



PRODUCTS

Crystal Panel, Crystal Rocks

PROJECT INFORMATION

MSC Meraviglia is a sophisticated blend of state-of-the-art technology, passion for the sea, elegant and innovative design, and comfort. The cruise ship belongs to MSC Cruises, the world's largest privately owned cruise line. It boasts a Swarovski staircase that sparkles with 78 steps and shimmers with more than 50,000 clear Octagon and Pear components incorporated in walkable mirrored glass panels.

HYATT REGENCY DUBAI CREEK HEIGHTS

DUBAI, UAE



PRODUCTS


Swarovski Classic Panels

PROJECT INFORMATION

The Hyatt Regency Dubai Creek Heights is the fifth Hyatt-branded hotel in the city. The 464-room hotel offers distinctive design features, including a spacious lobby filled with 1,000 square meters (more than 3,200 square feet) of plant walls, flowers and greenery, along with soothing water features and a towering glass ceiling embossed with Swarovski crystals. The open-to-the-sky view helps to bring the outdoor space into the heart of the hotel and illuminates the interior with the city's year-round sunshine.

MARIINSKY THEATRE

ST. PETERSBURG, RUSSIA



PRODUCTS

Custom Crystal Art Piece, Crystal Strands and Crystal Compound Panels

PROJECT INFORMATION

Here, Swarovski brought to light numerous awe-inspiring crystal lighting applications with over 130,000 Crystals from Swarovski®. The VIP box contains a custom art piece made with over 17,700 Crystals from Swarovski®. In the auditorium, the balcony facades are studded with over 260 Swarovski Crystal Compound accent lights. The main lobby is draped with around 7,455 stainless steel Crystal Strands, creating a brilliant symbiosis of crystal and light.





TO PREDICT THE FUTURE, WE INVENTED IT.

Stay ahead with our Advanced Crystal. It's lead free*, and it enables you to achieve full compliance with current laws and regulations.

*Crystal glass and all other materials containing 0.009% lead or less.

SWAROVSKI

WHY SWAROVSKI

EXCELLENCE, THROUGH INNOVATION AND ORIGIN



PLATINUM* PRO

With its new advanced foiling technique, Swarovski has set a new standard in the lifespan of crystals.

PREMIUM, BY SERVICE AND DESIGN



DESIGN SERVICE

Throughout its global network of Design Centers, Swarovski offers exceptional service provided by the industry's best creative talent.



APPLICATION SERVICE

A comprehensive range of application services means customers benefit from the extensive experience of leading international experts, as well as internal specialists.



GLOBAL SERVICE

Swarovski's Global Service Network provides customers with dedicated personal assistance on a local level



DESIGNER EDITIONS

Creative collaborations with top designers result in exclusive cuts and unique designs for Swarovski crystals.



CUSTOMIZED SERVICE

Choose new variations by going beyond Swarovski's tremendous standard assortment of crystal components and forward-integrated elements.

COMPLIANCE, WITH INTEGRITY



ADVANCED CRYSTAL

Swarovski's patented lead-free** formula has changed the DNA of crystal while still offering the same sparkle, dependability, and variety for which the brand is famous.



COMPLIANCE SERVICE

Assessments regarding substance limitations, as well as compliance information and advice to support customers in complying with relevant laws, regulations, and voluntary standards.



CLEAR

Regular legal monitoring of chemical requirements and reasonable testing provide customers with the comfort of trust in Swarovski's products.

* Silver mirror coated with a platinum-colored protective layer.

** Crystal glass and all other materials containing 0.009% lead or less.

BASIC INFORMATION

COLLECTIONS

Swarovski is the leading manufacturer of precision-cut crystals that are used in the fashion and jewelry industries as well as in the world of lighting design, architecture, and interiors. Crystals from Swarovski have become an indispensable material for the creations of international designers. Swarovski sells its loose and forward-integrated crystals to the worlds of fashion and design under the product brand Swarovski.

This collection provides a complete overview of the whole Architecture and Lighting product range. All product information is also available online, on our business website SWAROVSKI-PROFESSIONAL.COM.

A dedication to perfection and innovation has been a cornerstone policy of the company since its foundation in 1895. This pursuit of excellence includes Swarovski's commitment to trend research, which results in the creation of trend-relevant crystal cuts as well as new colors and effects. These innovations and seasonal line extensions are featured in comprehensive launch communication packages. Dedicated to remaining the world leader in precision-cut crystal, Swarovski also offers its customers segment-specific collections and customized product solutions as well as trend support and application services. For more information concerning Swarovski products, services, and sales materials, please contact your local Swarovski sales office.

ORDERING

Please contact your nearest Swarovski sales office to order products. Registered customers also have the convenient option to order online via the e-commerce service of b2b.ecommerce.swarovski.com. In addition to providing an online ordering facility, the website also includes valuable product information, availability, delivery details etc. Contact your Swarovski sales office to register for this service.

APPLICATION INFORMATION

Thanks to their outstanding quality and with the help of specially developed application techniques, Swarovski products can be processed easily and quickly to produce high quality results.

The Application Manual provides in-depth information regarding all current application techniques and the technical services provided by Swarovski. It contains detailed illustrations and instructions for correct soldering, plating, gluing, Ceralun™, sewing, embroidery, Hotfix, and mechanical application as well as useful care instructions and information about the required machines, tools and aids, as well as their suppliers. The manual is available in various international languages.

All detailed and up-to-date information regarding the Application Manual is also available as a free download on our business website SWAROVSKI-PROFESSIONAL.COM. The application techniques are demonstrated in animations and videos.

For specific questions regarding the application techniques, please contact your local Swarovski sales office.

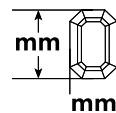
SIZES

Various measurement abbreviations are used to classify the components.



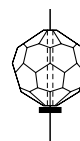
PP, SS

Pearl Plate (PP), Sieve Size or Stone Size (SS) for round crystals. Please also refer to the conversion table located at the back of the collection ("Open to See Sizes").



mm

Metric measurement in millimeters.



m

Length of Strands is measured in meters.

COLORS & EFFECTS

Colors and effects can appear different when illuminated using different light sources. Swarovski uses standard light source D50 for color decision and comparison.

Special color cards for several product groups are located at the beginning of the chapters.

EFFECTS

Vacuum Coating Effects

Vacuum coating processes on the surface of the crystal produce either a special surface or a translucent effect, according to the application methods used.

Please find below a list of all Swarovski effects followed by an explanation of the special vacuum coating processes.

Surface Effects

(Vacuum coating on the surface of the crystal)



Effect Code	Name
ANTP	Antique Pink
API	Astral Pink
BLAB	Blue Aurore Boreale
BLSH	Blue Shade
BRSH	Bronze Shade
CAL	Comet Argent Light
COP	Copper
DOR	Dorado
GSHA	Golden Shadow
HEM	Hematite (only on Jet)
IRIG	Iridescent Green
LTCH	Light Chrome
LUMG	Luminous Green
METSH	Metallic Sunshine
MOL	Moonlight
NUT	Nut (only on Jet)
PARSH	Paradise Shine
ROGL	Rose Gold
SAT	Satin
SSHA	Silver Shade

Translucent Effects

(Vacuum coating on the reverse side of the crystal, effect shines through the transparent crystal)



Effect Code	Name
BBL	Bermuda Blue
HEL	Heliotrope
SINI	Silver Night
VL	Vitrail Light
VM	Vitrail Medium

Patina Effects

(Partial coating of the correspondingly modified effects)

Effect Code	Name
BLAPA	Black Patina
GOLPA	Gold Patina
ROSPA	Rose Patina
SILPA	Silver Patina
WHIPA	White Patina

PA (Patina)

Innovative technology allows for the partly coated application of adapted effects. Its historical edge and "used" look give it a certain timelessness, without losing its crystalline appearance.

Variations on Surface Effects



2x

Both sides of the stone are treated with an effect.



B

Effects on three sides of a cube shape.



V

The effect is used in reverse. A surface effect is used like a translucent effect.



Z

Only a part of the stone is treated with an effect.

CAL 'V 'SI & CAL 'VZ 'SI

The effect CAL (Comet Argent Light) is also used as a mirror coating on the reverse side of the crystal in special cases.

/G

Article with partly (PF) or fully frosted (FF) surface.

Special Surface Effects

Swarovski has been able to achieve various special surface effects by using special chemical and mechanical processes on the surface of the crystals.



MAT

Effect Code	Name
MAT	Matt Finish

The Matt Finish effect is achieved by performing a chemical matting process on the entire surface of the crystal. Small variations in the size of the articles may occur as a result of this chemical process.

FOILING

Foiling is the process of mirror coating the reverse side of the crystals.



Platinum* Pro Foiling (F)

A silver mirror finish that is coated with a platinum colored protective layer of highest quality. The Platinum Pro Foiling is not only resistant to environmental damage from chlorine, salt water, and perfume – it can also withstand processes such as soldering and electroplating, giving it unprecedented durability. Available on request.

KNOBS AND HANDLES

Special protective layer (Prolay)

The protective layer is a lacquer system, which is applied over the reflective layer of the crystal and completely envelops the reflective surface. On one hand the protective layer increases the reflective coating's resistance to wear and tear against scratches and damages and on the other hand it prevents moisture, cleaning agents etc. from coming into contact with the reflective coating, which could corrode and damage the reflective coating.

Application of the crystal components

Due to the metallic composition of the coating, please ensure that the coating is fully covered with the glue when applying the crystal components. Otherwise the vacuum coating could corrode as a result of various liquids or cleaning agents.

CUSTOMIZED SOLUTIONS

Swarovski offers customized solutions in addition to the standard collection**.

The following customized solutions are available:

- Standard articles in non-standard colors and effects
- Standard articles with motifs/prints
- Customized product development for CE and FIE (with regard to cut/sizes)
- Customer-specific modifications of catalog articles with regard to color/effect/print

For technical reasons, special productions may be subject to a minimum order quantity, while standard articles are available as individual packs. Please note that special productions may be subject to individual delivery times.

For more information and consultancy regarding special productions, please contact your local Swarovski sales office.

CLEANING RECOMMENDATION

Crystal

No special care is required for cleaning Swarovski crystals. If your crystals are covered by a thin layer of dust, you can reach perfect results by simply dusting them off with a dry, antistatic cloth. We recommend wearing white cotton gloves when handling crystals, to avoid leaving fingerprints on the surface.

If your Swarovski crystals are covered in larger amounts of dust or dirt we recommend using lukewarm water with a few drops of mild dish soap. Never use harsh, corrosive or abrasive cleaners, detergents containing acetic or citric acid, solvent-containing cleaning agents or other chemicals. Avoid using glass or window cleaners, as they tend to leave streaks.

Use a microfiber cloth or a soft, lint-free, absorbent cotton cloth. Dampen the cloth in the prepared lukewarm water and wring it out thoroughly. Then, gently clean each Swarovski crystal wiping from top to bottom and dry it with a clean cloth to achieve perfect brilliance.

Metal components chrome, gold-plated

Always use soft, lightly dampened cloths or leather rags to clean metal components. Make sure to thoroughly dry all parts after use or cleaning. For more difficult stains we recommend adding a few drops of white spirit or a skin-friendly cleaning agent to lukewarm water and patting the spot dry with a soft, lint-free cloth after cleaning.

* Silver mirror coated with a platinum colored protective layer.

** Available to all our customers. Availability of special productions may be limited by technical feasibility and if our Terms and Conditions are applied.

LAWS, REGULATIONS, NORMS & STANDARDS

The composition of loose and forward-integrated crystals in the Advanced Crystal standard is compliant with regulatory industry norms and laws regarding the restriction or prohibition of certain substances for finished products in the most relevant segments of our customers' business.

Further information is available on the internet at SWAROVSKI-PROFESSIONAL.COM

WARNING NOTICES

General Warning

Loose crystals may present a small parts hazard to young children, particularly children under three years old. Depending on the size of the crystal and any attached material (such as glue, fabric, etc.), children may choke on, inhale, swallow, or insert the crystal into their noses. Magnetic products with crystal applications pose a particular risk of serious intestinal injury if ingested. The application techniques as stated in the Application Manual do not guarantee that crystals will not come loose. For each application, the manufacturer must determine whether the product meets the relevant requirements related to small parts hazards and assess any risk it may pose to small children. Failure to follow Swarovski's care instructions may result in damage to the crystal, which could pose a risk of laceration or other harm.

Warning for Crystal Strands

Crystal Strands are intended for DECORATIVE USE ONLY. Because of their unique physical properties, Swarovski crystals are not suitable for use in applications that consist of free-flowing strands and bring the crystals into contact with one another, which could damage them (such as functional curtains, partitions, stage decorations, etc.). It is up to the client to assess whether the strands are suitable for use in the intended application. Due to technical reasons the effective length can vary from strand to strand. Any extension, enlargement, adaptation or other change of strands (in whatever form) is not permitted. The application, use and processing of these products are solely the responsibility of the client, who agrees to defend and indemnify Swarovski, as well as hold Swarovski blameless in any and all claims by third parties based on product liability or otherwise relating to uses of Swarovski products the client has purchased, and waives all claims of its own. Please read instructions and warning notices in the application manual.

Warning for Magnetic Products

Loose crystals may present a small parts hazard to young children, particularly children under three years old. Magnetic products with crystal applications pose a particular risk of serious intestinal injuries if ingested. For each application of magnetic crystal products, the manufacturer must determine whether the product meets relevant requirements related to small parts hazards and assess any risk it may pose to small children.

Warning for Tableware

The application of loose crystals to tableware presents a potential risk of aspiration, choking, swallowing, or tooth damage should crystals become loose. To reduce this risk, crystals should never be applied to any tableware surface likely to come in contact with food or the mouth, and crystals should never be placed on any tableware intended for use by children. Tableware with crystals intended for decorative use only should be marked as such. To avoid dishwasher damage, tableware decorated with crystals should be washed by hand. The application techniques or suggestions in this manual do not guarantee that crystals will not come loose. For each application, the manufacturer must determine whether the product meets relevant requirements related to small parts hazards or use in food contact items and assess any risk it may pose to users. The use of crystals (which may contain restricted substances deemed hazardous under local laws) and adhesives on tableware is subject to legal restrictions in specific countries. The customer is fully responsible for complying with these country-specific provisions and shall defend, indemnify, and hold Swarovski blameless in any and all third-party claims based on product liability or otherwise relating to uses of Swarovski products, and waives all its own claims against Swarovski.

Unsuitable Applications

Crystals from Swarovski are intended for use in the fields of fashion, jewelry, accessories, textile products, and for interior décor. Due to their physical properties, crystals from Swarovski are unsuitable for other uses (e.g. gluing onto teeth, using on or near mucous membranes, and other unsafe uses). The customer shall defend, indemnify, and hold Swarovski blameless in any and all third-party claims based on product liability or otherwise relating to uses of Swarovski products purchased by the customer, and waives all its own claims.

Responsibility of User

Any oral, written, or test-based advice that Swarovski provides regarding techniques for the application of its products are recommendations based on Swarovski's current knowledge and the information provided by its suppliers. Such advice does not discharge the customer from carrying out its own tests of techniques it proposes to use and their suitability for the intended application. The application, use, and processing of these techniques and products are solely the user's responsibility.

SWAROVSKI OFFICES & PARTNERS

EUROPE

For Austria, Germany, Switzerland, Benelux, Scandinavia, UK, Ireland, France, Spain, Portugal, Greece, Africa and Eastern Europe, please contact Swarovski for Professionals Team on representing of D. Swarovski Distribution GmbH:

SWAROVSKI FOR PROFESSIONALS TEAM

on behalf of D. Swarovski Distribution GmbH
sp.info@swarovski.com

SWAROVSKI GLOBAL BUSINESS SERVICES SP. Z O.O.

ul. Norwida 5
80-280 Gdansk, Poland
NIP: 5833227776
REGON: 336160094
swarovskigroup.com

D. SWAROVSKI DISTRIBUTION GMBH

Swarovskistraße 30
6112 Wattens
Austria
Phone: +43 (0) 5224 500-0
Fax: +43 (0) 5224 52335
sp.info@swarovski.com

SWAROVSKI POLAND SP. Z O.O.

ul. Parkowa 19 apt. 14
00-759 WARSAW
POLAND

SWAROVSKI INTERNAZIONALE D'ITALIA S.P.A.

SOCIETA' A SOCIO UNICO

Via Giorgio Giulini n.3
20123 Milano
Italy
Phone: +39 02 722601
sp.it@swarovski.com

SWAROVSKI OOO

BC "Sadovaya Plaza"
Dolgorukovskaya str., h.7, floor 12
127006 Moscow
Russia
Phone: +7 (495) 789 68 44
sp.info@swarovski.com

SWAROVSKI KRISTAL TIC.LTD.STI.

Abdi İpekçi Cad. Reasürans Han E Blok,
No:57 Kat:5
34367 Nişantaşı Şişli, Istanbul
Turkey
Phone: +90 (0) 212 225 44 29
Fax: +90 (0) 212 225 27 99
sp.info@swarovski.com

MIDDLE EAST

SWAROVSKI MIDDLE EAST FZE

P.O. Box 17128, Jebel Ali Free Zone
Dubai
United Arab Emirates
Phone +971 4 8032047
Fax: +971 4 881 5623
farah.zaroug@swarovski.com
palak.bhati@swarovski.com

SWAROVSKI INDIA PVT. LTD.

1st Floor, Building 10C
DLF Cyber City
DLF Phase 2
Gurgaon - 122002
India
Phone: +91 (124) 469 8200
Fax: +91 (124) 469 8277
customer_service.in@swarovski.com

NORTH & SOUTH AMERICA

SWAROVSKI CRYSTAL COMPONENTS LTDA.

Alameda Itu, 852 - 13° Andar
01421-001 São Paulo - SP
Brazil
Phone: +55 11 3088 8821 (ext. 121)
Fax: +55 11 3088 5976
comercial.br@swarovski.com

SWAROVSKI NORTH AMERICA LTD.

1 Kenney Drive, Cranston
Rhode Island 02920-4400
USA
Phone: +1 401 463 6400
Fax: +1 401 463 4707
Toll free: 1 800 463 0849
sp.sna@swarovski.com

SWAROVSKI NORTH AMERICA LTD.

Los Angeles Showroom,
California Mart
110 E. 9th Street, Suite B771
Los Angeles, CA 90079-2827
USA
Phone: +1 213 489 2393
Fax: +1 213 489 1961

SWAROVSKI CRYSTAL S.A. DE C.V.,

MEXICO
Av. Ejército Nacional No. 579
Piso 11, Local A
Col. Granada
Del. Miguel Hidalgo
C.P. 11520
México D.F.
Phone: +5255 5000 0641

ASIA

SWAROVSKI HONG KONG LTD.

9th Floor, 1063 King's Road,
Quarry Bay,
Hong Kong SAR
Phone: +852 2969 6441
Fax: +852 2807 1902
sp.infohk@swarovski.com

SWAROVSKI (GUANGZHOU) TRADING COMPANY LTD.

Room 02-07, 17F, Central Tower
No. 5, Xiancun Road, Zhujiang New Town,
Tianhe District, Guangzhou 510623
China Mainland
Phone: +86 20 3813 2188
Fax: +86 20 3810 2278
Toll Free: +86 400 880 1744
sp.info@swarovski.com

SWAROVSKI (GUANGZHOU) TRADING COMPANY LTD.

Beijing Liaison Office
Room 2001-2002,
20/F, Tower B, Gemdale Plaza,
No. 91, Jianguo Road, Chaoyang District,
Beijing 100020
China Mainland
Phone: 010-65829773

SWAROVSKI (GUANGZHOU) TRADING COMPANY LTD.

Shanghai Liaison Office
Room 1602, The Headquarters Building
No. 168, Xi Zang Road (M)
Shanghai 200001
China Mainland
Phone: +86 21 2306 9945
Fax: +86 21 6372 9180

SWAROVSKI (GUANGZHOU) TRADING COMPANY LTD.

Qingdao Liaison Office
Art & Technology Space Room No 1-506
No. 63, Haier Road
Qingdao 266061
China Mainland
Phone: +86 532 8099 9595
Fax: +86 532 8099 9596

SWAROVSKI (GUANGZHOU) TRADING COMPANY LTD.

Yiwu Liaison Office
Room 8911, Xinguang International
Business Building
No. 1399, Chouzhou Road(North), Yiwu
City, 322000
Zhejiang Province
China Mainland
Phone: +86 579 8559 0903
Fax: +86 579 8559 0707

SWAROVSKI (GUANGZHOU) TRADING COMPANY LTD.

Shenzhen Liaison Office
Room 13G, Tower C, NEO Building,
6009 Shennan Avenue, Futian District
ShenZhen 518048
China Mainland
Phone: +86 755 23605750
Fax: +86 755 23605735

SWAROVSKI TAIWAN LIMITED TAIWAN BRANCH

3/F, No. 27, Chung-Shan North Road
Section 1, Taipei 104
Taiwan Region
Phone: +886 2 2100 2611
Fax: +886 2 2100 2622
sp.info@swarovski.com

SWAROVSKI SINGAPORE TRADING PTE. LTD.

2, Alexandra Road
#03-01, Delta House
Singapore 159919
Singapore
Phone: +65 6661 6333
Fax: +65 6274 8177
sp.info@swarovski.com

PT CRYSTALLIZED ELEMENTS

The Plaza Office Tower, 41st floor
Jl. M. H. Thamrin, Kav. 28-30, Jakarta
10350
Indonesia
Phone: +62 21 2902 1451 / 52 / 53
Fax: +62 21 2902 1454
ptcrystallized.id@swarovski.com

SWAROVSKI SINGAPORE PTE. LTD.

(Vietnam Representative Office)
Room 601, Citilight Tower, 45 Vo Thi
Sau Street,
Da Kao Ward, District 1,
Ho Chi Minh City
Postal: 70000
Phone: +84 (028) 7308 0579
SVNOFFICE@swarovski.com

SWAROVSKI (THAILAND) LTD.

849 Vorawat Building, 16th Floor, Room
1601 - 1602,
Silom Road, Silom, Bangrak, Bangkok
10500 Thailand
Phone: +662 635 1990
Fax: +662 635 1585
sthspmarketing@swarovski.com

SWAROVSKI KOREA LTD.

BaekYoung Building 13F(SP)
(6 Cheongdam-dong) 456 Dosan-daero,
Gangnam-gu, Seoul 06062,
Korea
Phone: +82 2 6930 9974
Fax: +82 2 3416 0336
aileen.kwak@swarovski.com

SWAROVSKI JAPAN LTD.

Ichibancho Tokyu Building 12F,
21 Ichiban-cho, Chiyoda-ku,
Tokyo, 102-0082
Japan
Phone: +81 3 3262 3012
Fax: +81 3 3262 3723
sp.infoJP@swarovski.com

AUSTRALIA (AUSTRALIA & NEW ZEALAND)

SWAROVSKI INTERNATIONAL (AUSTRALIA) PTY. LTD.

1/4D Huntley St
Alexandria NSW 2015
Australia
Phone: +61 2 8345 7200
Fax: +61 2 9313 6506
elements@swarovski.com

SWAROVSKI OFFICES & PARTNERS

**SWAROVSKI
COMMUNICATION &
CREATIVE SERVICE CENTERS
WORLDWIDE****LONDON****CORPORATE BRANDING &
COMMUNICATION****SWAROVSKI CRYSTAL BUSINESS**

21 Sackville Street, 2nd Floor
London, W1S 3DN,
United Kingdom
Phone: +44 (0) 20 7255 8400
www.swarovskigroup.com
www.atelierswarovski.com

LOS ANGELES**SWAROVSKI NORTH AMERICA LTD.**

Los Angeles Showroom,
California Mart
110 E. 9th Street, Suite B771
Los Angeles, CA 90079-2827
USA
Phone: +1 213 489 2393
Fax: +1 213 489 1961

**SWAROVSKI CORPORATE
COMMUNICATIONS UNIT**

8560 W. Sunset Blvd., Suite 200
West Hollywood, CA 90069
Los Angeles
Phone: 310-652-0089 x3813
Fax: 310-652-0951

DUBAI**SWAROVSKI MIDDLE EAST FZE**

P. O. Box 17128, Jebel Ali Free Zone
Dubai
United Arab Emirates
Phone: +971 4 881 6562
Fax: +971 4 881 5623
farah.zaroug@swarovski.com
palak.bhati@swarovski.com

SWAROVSKI CREATIVE CENTER

Dubai Design District
Building 7, Unit M04, Mezzanine Level
Ras Al Khor Road
Dubai, UAE
Phone +971 56 500 4339
Olivia.tang@swarovski.com

SINGAPORE

Corporate Branding & Communication &
Atelier Swarovski Asia Pacific
SWAROVSKI MANAGEMENT PTE LTD
2 Alexandra Road
#03-02 Delta House
Singapore 159919
Singapore
Tel.: +65 6661 6333
atelierapac@swarovski.com

MILAN**SWAROVSKI INTERNAZIONALE**

D'ITALIA S.P.A.
SOCIETA' A SOCIO UNICO
Via Giorgio Giulini n.3
20123 Milano
Italy
Phone: +39 02 722601
stefania.fedeli@swarovski.com

NEW YORK

Swarovski Creative Service Center
10 East 53rd Street, 26th Floor
New York, NY 10022
swarovski.com/professional
crystals-from-swarovski.com

PARIS**SWAROVSKI FRANCE**

13Ter, Boulevard Berthier
75017 Paris
France
Phone: +33 1 4476 1515
accueil.poissonniere@swarovski.com

**CORPORATE BRANDING &
COMMUNICATIONS PARIS**

13Ter, Boulevard Berthier
75017 Paris
France
Phone: +33 1 4476 1515
sp.france@swarovski.com

SÃO PAULO**SWAROVSKI CRYSTAL
COMPONENTS LTDA.**

Alameda Itu, 852 - 13° Andar
01421-001 São Paulo - SP
Brazil
Phone: +55 11 3088 8821
Fax: +55 11 3088 5976
comercial.br@swarovski.com

WATTENS**D. SWAROVSKI KG**

Lindenstraße 1
6112 Wattens
Austria
Phone: +43 5224 500 3307
Fax: +43 5224 501 3307
sandra.oconnor@swarovski.com

**SWAROVSKI TREND &
APPLICATION CENTERS
WORLDWIDE****SWAROVSKI HONG KONG LTD.**

9th Floor, 1063 King's Road,
Quarry Bay, Hong Kong SAR
Phone: +852 2969 6441
Fax: +852 2807 1902
sp.infohk@swarovski.com

BEIJING

Rm 2001-2002, 20 F, Tower B,
Gemdale Plaza, No. 91,
Jianguo Road, Chaoyang District
Beijing 100020
China Mainland
Tel: 010-65829773

SHANGHAI

The Headquarters Building
No. 168, Xi Zang Road (M), Room 1602
Shanghai 200001
China Mainland
Phone: +86 21 2306 9945
Fax: +86 21 6372 9180

GUANGZHOU

Room02-07, 17F, Central Tower
No. 5, Xiancun Road, Zhujiang New
Town,
Tianhe District, Guangzhou 510623
China Mainland
Phone: +86 20 3813 2188
Fax: +86 20 3810 2278
Toll Free: +86 400 880 1744

BANGKOK**SWAROVSKI (THAILAND) LTD.**

849 Vorawat Building, 16th Floor, Room
1601 - 1602,
Silom Road, Silom, Bangrak, Bangkok
10500
Thailand
Phone: +662 635 1990
Fax: +662 635 1585
sirikarn.ngamboonsin@swarovski.com

SWAROVSKI JAPAN LTD.

c/o Schenker-Seino Co. Ltd.
Ohi Logistics Center
4-10-8 Tokai
Ohta-ku, Tokyo, 143-0001
Japan
Phone +81 3 5755 1033

IMAGE COPYRIGHT

Page 84 – 85

Salzburger Festspiele 2018

© Thomas Steinlechner

Page 108 – 109

Daniels Kristallwelten. Café & Restaurant

© Foto Stanger

Page 110

Philmi Yacht

© Christian Meischl

Page 116

Panel on natural surfaces

© Florian Raidt + Sebastian Lager, Sergej Benedetter

Page 122

Aspen by Kampinski

© Toufic Amaran © amaranstudio

Page 124 - 125

Swarovski Kristallwelten Bar

© Foto Stanger

Content is subject to change without notice.

Errors and misprints excepted.

Please note, the actual products may deviate from the pictures in color and effect.

D. Swarovski Distribution GmbH, Swarovskistrasse 30, 6112 Wattens, Austria

© 2019 D. Swarovski Distribution GmbH. All rights reserved. Partial or total publication, transmission, copy or other duplication of texts, graphics, pictures etc. that are to be found in this publication are forbidden without special consent by D. Swarovski Distribution GmbH.

Swarovski® is a registered trademark of Swarovski AG.

Please visit our website for contact information: SWAROVSKI-PROFESSIONAL.COM



Swarovski crystals for the lighting industry carry the laser-engraved Swarovski Quality Signature, to guarantee for certificated and controlled Swarovski quality.
LUXURIOUS, SECURED AND REFINED



SEAL YOUR SUCCESS

BECOME PART OF THE INGREDIENT BRANDING PROGRAM

The "Crystals from Swarovski" seal serves as a certificate of authenticity for products embellished with 100% genuine Swarovski crystals.

