



Catalogue **LED TECHNOLOGY**
 Line **Electronic Led Power Supplies**
 Family **LED Power Supplies Constant Current**
 Subfamily **Led Power Suplies Dip-Switch multicurrent**


Picture	Article	Description	Lot	Price/Unit
	G503610		1	8,22 €
	DC Led Power Supply MIW-10 multi-corriente up to 500mA 10W		5	7,46 €
			10	6,79 €
			50	6,34 €
	ECODesign ERP. To incorporate. Constant current output selectable from 250mA to 500mA by DIP switch.			
	Length (mm): 54 Width (mm): 40 High (mm): 24 Colour: White Voltage In (Vac): 100~277 Intensidad Out (A): 0.25~0.5 Frecuency (Hz): 50~60 Power (W): 10 Room Temperature (°C): -20~+60 Critical Temperature (°C): 90 Life (Hours): 50000 Ingress Protection: IP20 Power factor: 0.90			



Subfamily **Led Power Suplies Dip-Switch multicurrent**


Picture	Article	Description	Lot	Price/Unit
	G503715B		1	8,79 €
	DC Led Power Supply MIW-15 multi-corriente up to 700mA 15W		5	7,98 €
			10	7,25 €
			50	6,77 €
	ECODesign ERP. To incorporate. Constant current output selectable from 300mA to 700mA by DIP switch.			
	Length (mm): 54 Width (mm): 40 High (mm): 24 Colour: White Voltage In (Vac): 100~277 Intensidad In (A): 0.2 Intensidad Out (A): 0.3~0.7 Frecuency (Hz): 50~60 Power (W): 15 Room Temperature (°C): -20~+50 Critical Temperature (°C): 90 Life (Hours): 50000 Ingress Protection: IP20 Power factor: 0.90			




	GTC15360		1	18,27 €
	Led Driver CC MP 15 HPFU multi-current up to 360mA 15W		5	16,60 €
			10	15,09 €
			50	13,98 €
	ECO ERP Directives. Selectable output current from 60mA to 360mA by DIP-SWITCH.			
	Length (mm): 115 Width (mm): 34 High (mm): 19 Voltage In (Vac): 100~240 Voltage Out (Vdc): 2~41.5 Intensidad Out (A): 0.06~0.36 Frecuency (Hz): 50~60 Power (W): 0.12~15 Room Temperature (°C): -25~+45 Critical Temperature (°C): 75 Ingress Protection: IP20 Dimmable: NO Power factor: 0.8 Reference: 127710			



Subfamily **Led Power Suplies Dip-Switch multicurrent**


Picture	Article	Description	Lot	Price/Unit
	G503609		1	19,25 €
	LED Power Supply CC SLT20-500IL-UN multi output current 150-500mA		5	16,06 €
			10	14,60 €
			100	13,65 €
	ECO Design ERP Compliant. Selectable constant output current from 150mA to 500mA by DIP switch. Class II			
	Length (mm): 85,3 Width (mm): 41 High (mm): 22 Colour: White Voltage In (Vac): 110~277 Voltage Out (Vdc): 5~40 Intensidad Out (A): 0.15~0.5 Frecuency (Hz): 50~60 Power (W): 0.75~20 Room Temperature (°C): -25~+50 Critical Temperature (°C): 85 Life (Hours): 50000 Ingress Protection: IP20 Dimmable: NO Power factor: 0.70-0.90			




	G503720A		1	10,52 €
	DC Led Power Supply MIW-20 multi-corriente up to 700mA 20W		5	9,56 €
			10	8,68 €
			50	8,11 €
	ECODesign ERP. To incorporate. Constant current output selectable from 350mA to 700mA by DIP switch.			
	Length (mm): 65 Width (mm): 43 High (mm): 24 Colour: White Voltage In (Vac): 100~277 Intensidad In (A): 0.25 Intensidad Out (A): 0.35~0.7 Frecuency (Hz): 50~60 Power (W): 20 Room Temperature (°C): -20~+60 Critical Temperature (°C): 60 Life (Hours): 50000 Ingress Protection: IP20 Power factor: 0.90			



Subfamily **Led Power Suplies Dip-Switch multicurrent**




Picture	Article	Description	Lot	Price/Unit
	GTC20700		1	17,71 €
	Led Driver CV CC UNIVERSALE 20 multi-current up to 700mA 20W		5	16,11 €
			10	14,64 €
			50	13,55 €
	ECO ERP Directives. Output current selectable by DIP-SWITCH from 250mA to 700mA and at constant voltage 24Vdc			
	Length (mm): 111 Width (mm): 52 High (mm): 22 Voltage In (Vac): 220~240 Intensidad Out (A): 0.25~0.7 Frecuency (Hz): 50~60 Power (W): 1~20 Room Temperature (°C): -25~+50 Critical Temperature (°C): 80 Ingress Protection: IP20 Dimmable: NO Power factor: 0.97 Reference: 122201			




	GTC2090B		1	15,07 €
	Led Driver CC UNIVERSALE 20HC multi-current 900mA 20W		5	13,68 €
			10	12,45 €
			50	11,53 €
	ECO ERP Directives. Output current selectable by DIP-SWITCH from 350mA to 900mA and at constant voltage 24Vdc			
	Length (mm): 111 Width (mm): 52 High (mm): 22 Voltage In (Vac): 110~240 Intensidad Out (A): 0.35~0.9 Frecuency (Hz): 50~60 Power (W): 1~20 Room Temperature (°C): -25~+50 Critical Temperature (°C): 75 Ingress Protection: IP20 Dimmable: NO Power factor: 0.93 Reference: 122198			




Subfamily **Led Power Suplies Dip-Switch multicurrent**


Picture	Article	Description	Lot	Price/Unit
	A413980		1	24,62 €
	Led power supply CC Minibravo RN1398		5	18,94 €
	350-500-700mA 14-20-22W		10	18,12 €
	Output to constant current 350mA (15W) -500mA (20W) -700mA (22W) selectable with jumper.		40	17,62 €
	High (mm): 24 Diameter (mm): 72 Voltage In (Vac): 220~240 Voltage Out (Vdc): 48 Intensidad Out (A): 0.35~0.7 Frecuency (Hz): 50~60 Power (W): 14~22 Room Temperature (°C): -20~+40 Critical Temperature (°C): 80 Ingress Protection: IP20 Power factor: 0.57			
				

	GTC22500		1	11,27 €
	Led Driver CC PROFLAT 22 Multicurrent up to 500mA		5	10,24 €
	22W		10	9,31 €
	ECO ERP Directives. DIP-SWITCH selectable output current from 125mA to 500mA		50	8,63 €
	Length (mm): 146 Width (mm): 43 High (mm): 22 Voltage In (Vac): 220~240 Intensidad Out (A): 0.125~0.5 Frecuency (Hz): 50~60 Power (W): 3~22 Room Temperature (°C): -25~+45 Critical Temperature (°C): 75 Ingress Protection: IP20 Dimmable: NO Power factor: 0.9 Reference: 127570			
				

Subfamily **Led Power Suplies Dip-Switch multicurrent**

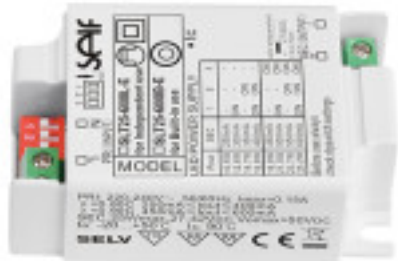
Picture	Article	Description	Lot	Price/Unit
	G503623		1	19,02 €
	Led CC power supply SLT23-600IB-UN multicurrent up to 600mA 23W		5	15,85 €
			10	14,40 €
			50	13,34 €
	ECO ERP design. To incorporate. DC output from 200 to 600mA with steps of 50mA.			
	High (mm): 27 Diameter (mm): 64 Colour: Black Voltage In (Vac): 120~240 Voltage Out (Vdc): 6~42 Frecuency (Hz): 50~60 Power (W): 4~23.4 Room Temperature (°C): -20~+60 Critical Temperature (°C): 90 Ingress Protection: IP20 Dimmable: NO Power factor: 0.7-0.95			




	G503611		1	15,83 €
	LED Power Supply CC SLT25-600IL-E multi output current 250-600mA		5	13,20 €
			10	11,99 €
			100	11,21 €
	ECO Design ERP Compliant. Selectable constant output current from 250mA to 600mA by DIP switch.			
	Length (mm): 85,3 Width (mm): 41 High (mm): 22 Colour: White Voltage In (Vac): 220~240 Voltage Out (Vdc): 27~42 Intensidad Out (A): 0.25~0.6 Frecuency (Hz): 50~60 Power (W): 6.7~25.2 Room Temperature (°C): -20~+50 Critical Temperature (°C): 90 Ingress Protection: IP20 Dimmable: NO Power factor: 0.8-0.9			



Subfamily **Led Power Suplies Dip-Switch multicurrent**


Picture	Article	Description	Lot	Price/Unit
	G503611B		1	14,39 €
	LED Power Supply CC SLT25-600IB-E multi output current 250-600mA		5	11,99 €
			10	10,91 €
			100	10,19 €
	Selectable constant output current from 250mA to 600mA per DIP switch. Model without blue caps. To incorporate			
	Length (mm): 66,7 Width (mm): 41 High (mm): 22 Colour: White Voltage In (Vac): 220~240 Voltage Out (Vdc): 27~42 Intensidad Out (A): 0.25~0.6 Frecuency (Hz): 50~60 Power (W): 6.7~25.2 Room Temperature (°C): -20~+50 Critical Temperature (°C): 90 Ingress Protection: IP20 Dimmable: NO Power factor: 0.8-0.9			



	GTC32725		1	14,61 €
	Led Driver CC PROFLAT 30 Multicurrent up to 725mA 32W		5	13,29 €
			10	12,08 €
			50	11,18 €
	ECO ERP Directives. DIP-SWITCH selectable output current from 350mA to 725mA			
	Length (mm): 146 Width (mm): 43 High (mm): 22 Voltage In (Vac): 220~240 Intensidad Out (A): 0.35~0.725 Frecuency (Hz): 50~60 Power (W): 3~32 Room Temperature (°C): -25~+45 Critical Temperature (°C): 85 Ingress Protection: IP20 Dimmable: NO Power factor: 0.95			
	Reference: 127572			




Subfamily **Led Power Suplies Dip-Switch multicurrent**


Picture	Article	Description	Lot	Price/Unit
	G503801		1	23,96 €
	LED Power Supply CC SLT35-1000IL-UN multi output current 250-1000mA		5	21,79 €
			10	19,81 €
			50	18,51 €
	ECO Design ERP Compliant. Selectable constant output current from 250mA to 1000mA by DIP switch.Class II			
	Length (mm): 135,5 Width (mm): 39 High (mm): 30 Colour: White Voltage In (Vac): 110~277 Voltage Out (Vdc): 2~50 Intensidad Out (A): 0.25~1 Frecuency (Hz): 50~60 Power (W): 0.5~35 Room Temperature (°C): -25~+50 Critical Temperature (°C): 90 Ingress Protection: IP20 Dimmable: NO Power factor: 0.75-0.9			



Subfamily **Led Power Suplies Dip-Switch multicurrent**


Picture	Article	Description	Lot	Price/Unit
	G503801B		1	22,18 €
	LED Power Supply CC SLT35-1000IB-UN multi output current 250-1000mA		5	20,16 €
			10	18,33 €
			50	17,13 €
	ECO Design ERP. Selectable constant output current from 250mA to 1000mA per DIP switch. Model without blue caps. To incorporate			
	Length (mm): 95,6 Width (mm): 39 High (mm): 30 Colour: White Voltage In (Vac): 110~277 Voltage Out (Vdc): 2~50 Intensidad Out (A): 0.25~1 Frequency (Hz): 50~60 Power (W): 0.5~35 Room Temperature (°C): -25~+50 Critical Temperature (°C): 90 Ingress Protection: IP20 Dimmable: NO Power factor: 0.75-0.9			




	GTC401050		1	17,71 €
	Led Driver CC PROFLAT 40 multi-current 1050mA 40W		5	16,11 €
			10	14,64 €
			50	13,56 €
	ECO ERP Directives. Output current selectable by DIP-SWITCH from 300mA to 1050mA			
	Length (mm): 146 Width (mm): 43 High (mm): 22 Voltage In (Vac): 220~240 Intensidad Out (A): 0.3~1.05 Frequency (Hz): 50~60 Power (W): 5~40 Room Temperature (°C): -25~+45 Critical Temperature (°C): 90 Ingress Protection: IP20 Dimmable: NO Power factor: 0.95 Reference: 127574			



Subfamily **Led Power Suplies Dip-Switch multicurrent**


Picture	Article	Description	Lot	Price/Unit
	G503805		1	17,46 €
	LED Power Supply CC SLT45-1050IL-E multi output current 700-1050mA		5	15,87 €
			10	14,44 €
			50	13,49 €
	ECO Design ERP Compliant. Selectable constant output current from 700mA to 1050mA by DIP switch.			
	Length (mm): 139 Width (mm): 42 High (mm): 29,8 Colour: White Voltage In (Vac): 220~240 Voltage Out (Vdc): 27~42 Intensidad Out (A): 0.7~1.05 Frecuency (Hz): 50~60 Power (W): 18.9~42 Room Temperature (°C): -25~+50 Critical Temperature (°C): 85 Ingress Protection: IP20 Dimmable: NO Power factor: 0.95			




	GTC421050		1	19,11 €
	Led Driver CC PROFESSIONAL 42 multi-current up to 1050mA 42W		5	17,38 €
			10	15,80 €
			40	14,63 €
	ECO ERP Directives. DIP-SWITCH selectable output current from 300mA to 1050mA			
	Length (mm): 146 Width (mm): 43 High (mm): 30 Voltage In (Vac): 220~240 Intensidad Out (A): 0.3~1.05 Frecuency (Hz): 50~60 Power (W): 1~42 Room Temperature (°C): -25~+40 Critical Temperature (°C): 80 Ingress Protection: IP20 Dimmable: NO Power factor: 0.95 Reference: 127484N			



Subfamily **Led Power Suplies Dip-Switch multicurrent**

Picture	Article	Description	Lot	Price/Unit
	G503815		1	26,27 €
	Led CC power supply SLT45-1150IB-UN multicurrent up to 1150mA 45W		5	21,89 €
			10	19,90 €
			50	18,43 €
	ECO ERP design. To incorporate. DC output from 400 to 1150mA with steps of 50mA.			
	High (mm): 30 Diameter (mm): 75,5 Colour: Black Voltage In (Vac): 120~240 Voltage Out (Vdc): 6~42 Frecuency (Hz): 50~60 Power (W): 45 Room Temperature (°C): -20~+60 Critical Temperature (°C): 90 Ingress Protection: IP20 Dimmable: NO Power factor: 0.95			




	GTC55350		1	15,18 €
	Led Driver CC MPSE 55-350 multicurrent up to 350mA 55W		5	13,79 €
			10	12,55 €
			70	11,61 €
	ECO ERP Directives. DIP-SWITCH selectable output current from 100mA to 350mA			
	Length (mm): 237 Width (mm): 30 High (mm): 21 Voltage In (Vac): 220~240 Intensidad Out (A): 0.1~0.35 Frecuency (Hz): 50~60 Power (W): 7~55 Room Temperature (°C): -25~+50 Critical Temperature (°C): 85 Ingress Protection: IP20 Dimmable: NO Power factor: 0.95			
	Reference: 127524			




Subfamily **Led Power Suplies Dip-Switch multicurrent**

Picture	Article	Description	Lot	Price/Unit
	G5035080		1	20,18 €
	Led Power Supply SLT80-350IL-EU Multi-current up to 350mA 80W		5	18,34 €
			10	16,67 €
			50	15,60 €
	SLR-2021 Compliant. Selectable constant current from 200mA to 350mA by DIP switch.			
	Length (mm): 280 Width (mm): 30 High (mm): 22 Colour: White Voltage In (Vac): 220~240 Voltage Out (Vdc): 110~270 Intensidad Out (A): 0.2~0.35 Frecuency (Hz): 50~60 Power (W): 23~80 Room Temperature (°C): -20~+50 Critical Temperature (°C): 85 Ingress Protection: IP20 Dimmable: NO Power factor: 0.9			
				
				
	G5037080		1	20,18 €
	LED Power Supply CC SLT80-700IL-EU multi-current up to 700mA 80W		5	18,34 €
			10	16,67 €
			50	15,60 €
	ECO Design ERP Compliant. Selectable constant output current from 325mA to 700mA by DIP switch.			
	Length (mm): 280 Width (mm): 30 High (mm): 22 Colour: White Voltage In (Vac): 220~240 Voltage Out (Vdc): 40~246 Intensidad Out (A): 0.32~0.7 Frecuency (Hz): 50~60 Power (W): 34~80 Room Temperature (°C): -25~+50 Critical Temperature (°C): 90 Ingress Protection: IP20 Dimmable: NO Power factor: 0.9			
				
				

Subfamily **Led Power Suplies Dip-Switch multicurrent**

Picture	Article	Description	Lot	Price/Unit
	GTC80500		1	16,30 €
	Led Driver CC MP 80-500 SLIM multi-current up to 500mA 80W		5	14,82 €
			10	13,48 €
			72	12,48 €
	ECO ERP Directives. DIP-SWITCH selectable output current from 350mA to 500mA			
	Length (mm): 280 Width (mm): 30 High (mm): 21 Voltage In (Vac): 220~240 Intensidad Out (A): 0.35~0.5 Frecuency (Hz): 50~60 Power (W): 10~80 Room Temperature (°C): -25~+50 Critical Temperature (°C): 85 Ingress Protection: IP20 Dimmable: NO Power factor: 0.95 Reference: 122214I			




	GTC80700		1	17,15 €
	Led Driver CC MP 80-700 SLIM multi-current up to 700mA 80W		5	15,59 €
			10	14,17 €
			72	13,12 €
	ECO ERP Directives. DIP-SWITCH selectable output current from 325mA to 700mA			
	Length (mm): 280 Width (mm): 30 High (mm): 21 Voltage In (Vac): 220~240 Intensidad Out (A): 0.325~0.7 Frecuency (Hz): 50~60 Power (W): 10~80 Room Temperature (°C): -25~+50 Critical Temperature (°C): 85 Ingress Protection: IP20 Dimmable: NO Power factor: 0.95 Reference: 122213			



LED TECHNOLOGY > Electronic Led Power Supplies > LED Power Supplies Constant Current

Subfamily Led Power Suplies Dip-Switch multicurrent

Picture	Article	Description	Lot	Price/Unit
	G5037160		1	27,77 €
	Led Power Supply Multi-current LED		5	25,25 €
	SLT160-700IL-EU jusqu'à 700mA 160W		10	22,96 €
	SLR-2021 Compliant. Selectable constant output current from 350mA to 700mA by DIP switch.		50	21,45 €
	Length (mm): 280 Width (mm): 30 High (mm): 22 Colour: White Voltage In (Vac): 220~240 Voltage Out (Vdc): 120~228 Intensidad Out (A): 0.35~0.7 Frecuency (Hz): 50~60 Power (W): 42~160 Room Temperature (°C): -20~+50 Critical Temperature (°C): 90 Ingress Protection: IP20 Dimmable: NO Power factor: 0.95			

