

## SPECIFICATION

Description	220-240V, Constant Current Driver
Electrical Characteristics	Ta = 25°C, 220-240Vrms input, standard reference load; unless otherwise specified
Class II, IP20, thermally protected 110, independent driver	

<b>Product Name</b>	V8-40-700
---------------------	-----------

### Input Parameters

Rated Input Voltage	Uin	220-240VAC
Input Current (Full load)	Iin	0.23A
Input Frequency	fin	50/60Hz
Maximum Input Power	Pin	47W
Power Factor (Full load)	$\lambda$	$\geq 0.95$
Efficiency (Full load)	$\eta$	$\geq 89\%$
No-load power		$\leq 0.5W$
Inrush current		$\leq 50A$
Turn on time		$\leq 500ms$

### Output Parameters

Output Voltage	Vout	29-57V
Output Current (Full load)	Iout	700mA $\pm$ 5%
Output Power (Full load)	Pout	40W
Operating Frequency(Full load)	Fout	60KHz
Ripple & Noise		$\leq 120mA$
Load Regulation		$\leq 5\%$
Line Regulation		$\leq 5\%$

### Ambient

Storage Temperature	ts	-20 ... + 70°C
Operating Ambient Temperature	ta	-20 ... + 50°C
Case Temperature at tc Point	tc	80°C
Relative humidity		5 ... 85%

### Protection

No Load		Auto-recovery if fault is removed
Over Load		Auto-recovery if fault is removed
Short Circuit		Auto-recovery if fault is removed

### System Parameters

Withstand voltage		3.75KVAC, Ileakage<5.0mA, 60s
Expected Life		30,000Hours

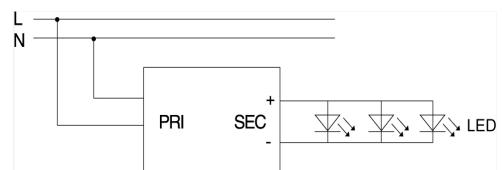
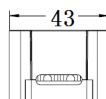
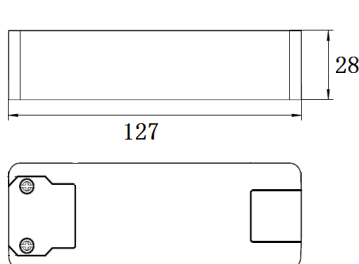
### Compliances and approvals

Safety		EN 61347-2-13
RFI		EN 55015
Harmonics		EN 61000-3-2 Class C
Immunity		EN 61547

### Note

1. All parameters NOT specially mentioned are measured at 240VAC input, rated load and 25 of ambient temperature.
2. Ripple & noise are measured at 20MHz of bandwidth by using a 12" twisted pair-wire terminated with a 0.1uF & 47uF parallel capacitor.
3. Expected Life:tc=80°C,0.2%/1000h failure rate

### Physical Parameter



Dimensions(LxWxH):127x43x28

Housing Material:PC Plastic

Captured Terminal Screw for 0.75~2.5mm<sup>2</sup>