

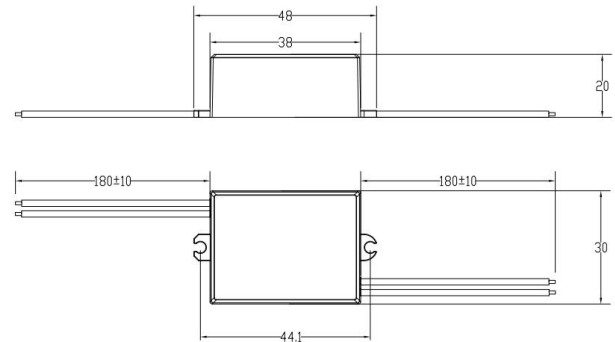


SWITCH TO BRIGHTER FUTURE

Product data sheet: MINI-4-xxxT Series

Features

- Super compact design for built-in use
- Dimmable constant current driver
- Analogue flicker-free
- Dimming with trailing edge dimmer
- Smooth dimming compatible with most dimmer
- Dimming range 10...100%
- Primary and secondary sides come with leads
- Protections: opencircuit, shortcircuit, overload, overtemperature
- Seal with glue, the operating temperature up to 60°C
- SELV equivalent
- Suitable for class I&II luminaires
- Protection class II



Applications

- Office
- Shop
- Hospitality
- Public areas

Approbations & Certifications

TUV, CE, CB

Housing properties

- Housing material: plastic, white.
- Type of protection IP65

Electrical Specifications

Type		Unit	MINI-4-100T	MINI-4-260T	MINI-4-350T	MINI-4-500T	MINI-4-700T	
INPUT	Nominal voltage	V	220 – 240					
	Nominal frequency	Hz	50 / 60					
	AC voltage range	V	198 – 264					
	DC voltage range	V	N/A					
	Nominal current	A	0.04					
	THD (Full load)	%	≤ 25					
	Power factor (Full load)		0.90C					
	Efficiency (Full load)	%	70	69	68	67	65	
	Turn on time	ms	≤ 500					
	No load	W	N/A					
	Protection class		II					
	Inrush current(Cold start)	A pk	5 (th = 100 μs)					
	Max.units per circuit breaker		B10: 140 B16: 224 C10:250 C16:400					
OUTPUT	Nominal voltage range	V	21 - 42	8 - 16	6 - 12	4 - 8	2.5 - 6	
	Maximum voltage(Open Circuit)	Vdc	≤ 49	≤ 24	≤ 20	≤ 16	≤ 14	
	Nominal current	mA	100	260	350	500	700	
	Current accuracy	%	+/-12	+/-8	+/-8	+/-8	+/-8	
	Current ripple ≤120Hz	%	≤ 10					
	Pst LM		≤ 1					
	SVM		≤ 0.4					
	Nominal power range	W	2 – 4					
	Maximum power	W	4					
	Galvanic isolation		SELV					
ENVIRONMENT	Ambient temperature range ta	°C	-20 ...+60					
	Maximum case temperature tc	°C	90					
	Max. Case temp. In fault condition	°C	110					
	Storage temperature range	°C	-20 ...+70					
	Relative humidity	%	5 ... 85 (Not condensing)					
	Surge transient protection	kV	0.5 1 (L/N LN/PE acc to. EN 61547 Clause 5.7)					
	Environmental rating		Indoor/Outdoor					
	IP rating		IP 65					
	Mains switching cycles		> 100,000					
	Expected lifetime	h	50,000 (0.2% / 1'000 h failure rate)					

*All parameters NOT specially mentioned are measured at 230VAC input ,rated current and 25°C of ambient temperature

Protections

Over temperature

Yes

Over load

Yes

No load

Yes

Short-circuit

Yes

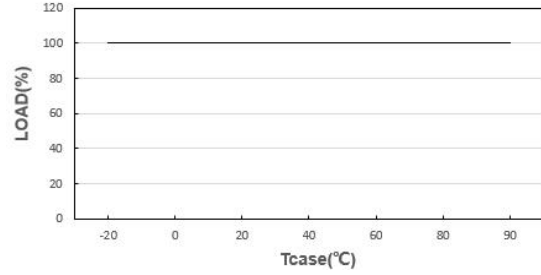
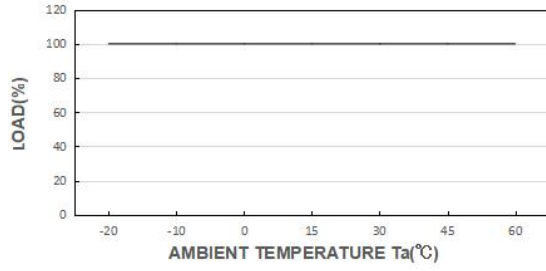
Input overvoltage

Maximum allowed input voltage 264V AC

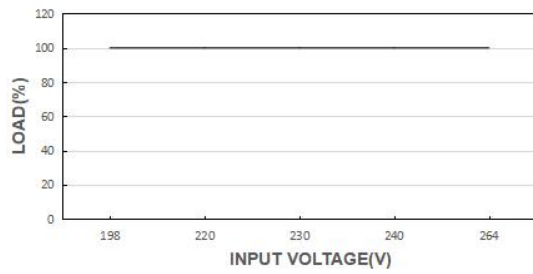
Output overvoltage

Yes

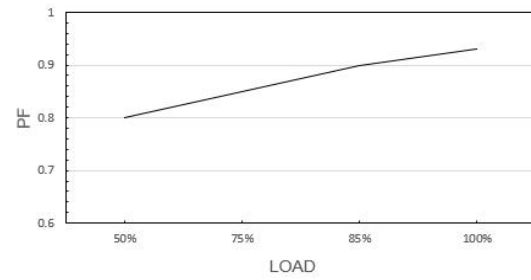
OUTPUT LOAD vs TEMPERATURE



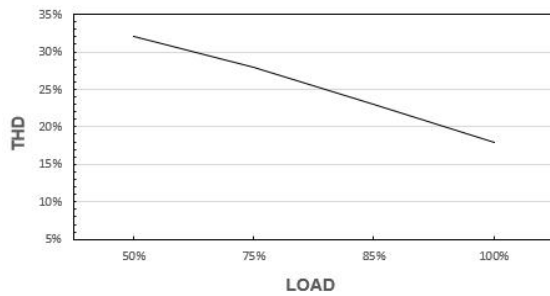
STATIC CHARACTERISTIC



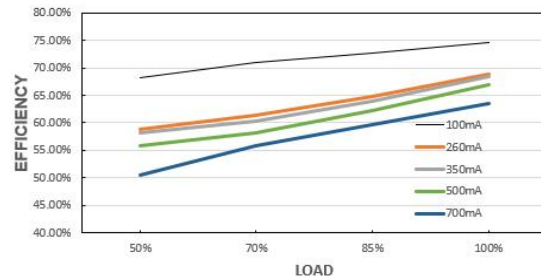
POWER FACTOR (PF) CHARACTERISTIC



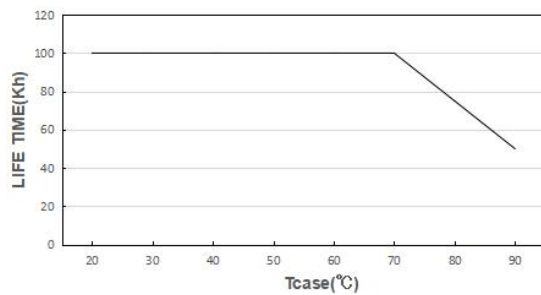
TOTAL HARMONIC DISTORTION (THD)



EFFICIENCY vs LOAD



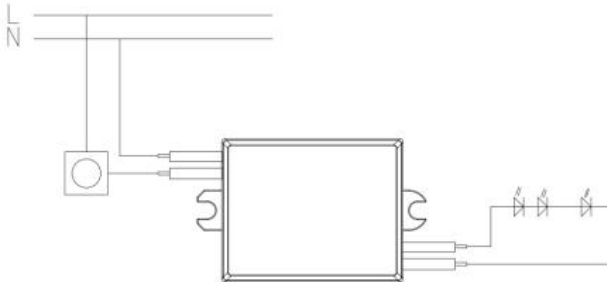
LIFE TIME



*The graph is for reference only, and the detailed values refer to the parameter table

Wiring Diagram

Max. cable length - system:	2 m
Dimensions(LxWxH):	48 x 30 x 20 mm
Mounting hole spacing , length	44.1 mm
Wire length	180 ± 10mm
Weight:	45 ± 8 g



Input Wire: VDE 7726 0.5mm² Output Wire: UL 1015 22AWG

Hot plug-in or secondary switching of LEDs is not permitted and may cause a very high current to the LEDs.

Remarks

-Touch current: lower than 0.7 mA, according to EN 60598-1 annex. G and EN 61347-1 annex A

Standards

EN 61347-1
EN 61347-2-13
EN 62384
EN 55015
EN 61000-3-2
EN 61000-3-3
EN 61547
EN 60598-1
EN 50581
IEE1789
(EU) 2019/2020

Manufacturer's address:

No.4,Tongfu Road,Tong'an Industrial Center,Tong'an District,Xiamen,Fujian,China

www.actec.com